



Prospectus

September 1, 2017, as revised March 26, 2018

Cambria Global Income and Currency Strategies ETF (FXFX)

Cambria Shareholder Yield ETF (SYLD)

Cambria Foreign Shareholder Yield ETF (FYLD)

Cambria Emerging Shareholder Yield ETF (EYLD)

Cambria Sovereign Bond ETF

(formerly, Cambria Sovereign High Yield Bond ETF) (SOVB)

Cambria Global Value ETF (GVAL)

Cambria Global Momentum ETF (GMOM)

Cambria Value and Momentum ETF (VAMO)

Cambria Global Asset Allocation ETF (GAA)

Cambria Tail Risk ETF (TAIL)

This Prospectus provides important information about the Cambria Global Income and Currency Strategies ETF, Cambria Shareholder Yield ETF, Cambria Foreign Shareholder Yield ETF, Cambria Emerging Shareholder Yield ETF, Cambria Sovereign Bond ETF, Cambria Global Value ETF, Cambria Global Momentum ETF, Cambria Value and Momentum ETF, Cambria Global Asset Allocation ETF and Cambria Tail Risk ETF (each, a “Fund” and collectively, the “Funds”), each a series of Cambria ETF Trust (the “Trust”), that you should know before investing. Please read it carefully and keep it for future reference.

These securities have not been approved or disapproved by the U.S. Securities and Exchange Commission (the “SEC”) nor has the SEC passed upon the accuracy or adequacy of this Prospectus. Any representation to the contrary is a criminal offense.

Shares of the Cambria Foreign Shareholder Yield ETF, Cambria Global Asset Allocation ETF, Cambria Sovereign Bond ETF, Cambria Value and Momentum ETF, Cambria Emerging Shareholder Yield ETF, and Cambria Tail Risk ETF are listed and traded on the CBOE BZX Exchange, Inc. Shares of the Cambria Global Income and Currency Strategies ETF, Cambria Shareholder Yield ETF, Cambria Global Value ETF, and Cambria Global Momentum ETF are, or will be, listed and traded on the NYSE Arca, Inc. (together with the CBOE BZX Exchange, Inc., the “Exchange”).

TABLE OF CONTENTS

	Page
FUND SUMMARIES	1
CAMBRIA GLOBAL INCOME AND CURRENCY STRATEGIES ETF	2
CAMBRIA SHAREHOLDER YIELD ETF	10
CAMBRIA FOREIGN SHAREHOLDER YIELD ETF	16
CAMBRIA EMERGING SHAREHOLDER YIELD ETF	23
CAMBRIA SOVEREIGN BOND ETF	29
CAMBRIA GLOBAL VALUE ETF	35
CAMBRIA GLOBAL MOMENTUM ETF	42
CAMBRIA VALUE AND MOMENTUM ETF	50
CAMBRIA GLOBAL ASSET ALLOCATION ETF	57
CAMBRIA TAIL RISK ETF	65
ADDITIONAL INFORMATION ABOUT THE FUNDS	69
FUND MANAGEMENT	91
PORTFOLIO MANAGERS	92
OTHER SERVICE PROVIDERS	92
INDEX PROVIDER AND DISCLAIMERS	93
BUYING AND SELLING FUND SHARES	94
BUYING AND SELLING SHARES ON THE SECONDARY MARKET	94
ACTIVE INVESTORS AND MARKET TIMING	96
DISTRIBUTION AND SERVICE PLAN	97
NET ASSET VALUE	97
FUND WEBSITE AND DISCLOSURE OF PORTFOLIO HOLDINGS	98
INVESTMENTS BY OTHER INVESTMENT COMPANIES	98
DIVIDENDS, OTHER DISTRIBUTIONS AND TAXES	99
HOUSEHOLDING POLICY	102
FINANCIAL HIGHLIGHTS	102

No person has been authorized to give any information or to make any representations other than those contained in this Prospectus and the Funds' Statement of Additional Information dated September 1, 2017, as revised March 26, 2018 (the "SAI") (which is incorporated by reference into this Prospectus and is legally a part of this Prospectus) and, if given or made, such information or representations may not be relied upon as having been authorized by us.

FUND SUMMARY

Cambria Global Income and Currency Strategies ETF

INVESTMENT OBJECTIVE

The Fund seeks income and capital appreciation from investments in securities and instruments that provide exposure to the global currency and bond markets, independent of market direction.

FEES AND EXPENSES

This table describes the fees and expenses that you may pay if you buy and hold Shares of the Fund. You may also pay brokerage commissions on the purchase and sale of Shares, which are not reflected in the table.

ANNUAL FUND OPERATING EXPENSES (EXPENSES THAT YOU PAY EACH YEAR AS A PERCENTAGE OF THE VALUE OF YOUR INVESTMENT)

Management Fee:	0.69%
Distribution and/or Service (12b-1) fees:	0.00%
Other Expenses:*	0.00%
Acquired Fund Fees and Expenses:*	0.10%
Total Annual Fund Operating Expenses:.....	0.79%

* Based on estimated amounts for the current fiscal year.

EXAMPLE

The following example is intended to help you compare the cost of investing in the Fund with the cost of investing in other funds. The example assumes that you invest \$10,000 in the Fund for the time periods indicated and then redeem all of your Shares at the end of those periods. The example also assumes that the Fund provides a return of 5% a year and that the operating expenses remain the same. The example does not reflect any brokerage commissions that you may pay on purchases and sales of Shares. Although your actual costs may be higher or lower, based on these assumptions, your costs would be:

One Year:	Three Years:
\$81	\$252

PORTFOLIO TURNOVER

The Fund may pay transaction costs, including commissions, when it buys and sells securities (or “turns over” its portfolio). A higher portfolio turnover rate may indicate higher transaction costs and may result in higher taxes when Shares are held in a taxable account. These costs, which are not reflected in the annual fund operating expenses or in the example, affect the Fund’s performance. Because the Fund had not yet commenced operations as of the date of this Prospectus, it does not have a portfolio turnover rate to provide.

PRINCIPAL INVESTMENT STRATEGIES

The Fund seeks positive absolute returns by investing in securities and other instruments that provide income and exposures to global currencies. The Fund will primarily seek exposures to currencies of developed and emerging countries that, in the opinion of the Fund's investment adviser, Cambria Investment Management, L.P. ("Cambria"), have liquid currency markets, including countries in the G-20 and other countries such as Argentina, Australia, Brazil, Canada, China, members of the European Union, India, Indonesia, Japan, Mexico, New Zealand, Norway, Russia, Saudi Arabia, South Africa, South Korea, Sweden, Switzerland, Turkey, the United Kingdom and the United States.

Under normal market conditions, at least 80% of the value of the Fund's net assets (plus borrowings for investment purposes) will be exposed to income-producing securities and global currencies through investments in:

- Forward foreign currency contracts that create exposures for the Fund to global currencies; **Forward Currency Contracts** are agreements to buy or sell a specific currency at a future date at a price set at the time of the contract.
- Global currencies and ETPs that invest in global currencies and ETFs that provide exposure to global currencies; **ETPs** or "exchange-traded products" are exchange-traded equity securities whose value derives from an underlying asset or portfolio of assets, which may correlate to a benchmark, such as a commodity, currency, interest rate or index. ETFs are one type of ETP.
- Sovereign and corporate debt securities of any credit quality, duration and maturity, denominated in U.S. dollars or foreign currencies and ETFs that invest in such sovereign debt securities; **ETFs** or "exchange-traded funds" are registered investment companies whose shares are exchange-traded and give investors a proportional interest in the pool of securities and other assets held by the ETF.
- ETPs and ETNs that invest in or provide exposure to global currencies or physical gold; **ETNs** or "exchange-traded notes" are unsecured and unsubordinated debt securities whose value derives, in part, from an underlying asset or benchmark and, in part, from the credit quality of the securities' issuer.
- Money market instruments or other high-quality debt securities denominated in foreign currencies and ETFs that invest in such instruments; and
- The U.S. dollar, including U.S. dollar-denominated money market instruments and U.S. Treasuries and registered investment companies that invest in such instruments and Treasuries.

When making currency-related investments, a "long" exposure to one currency inherently creates a "short" exposure to other currencies, since exposure to a particular currency through a currency-related investment is measured in relation to other currencies. Thus, the Fund may effectively take long and short positions in particular currencies.

Cambria utilizes a quantitative model to select long and short currency exposures for the Fund. The model reviews various characteristics of potential currency investments, such as the interest rate paid by the government backing the currency to issue short- and long-term debt and market sentiment about the currency as reflected in trading activity related to the currency. By considering together the various characteristics of potential currency investments, the model identifies potential long and short currency allocations for the Fund, as well as opportune times to make such allocations. Other screens exclude any foreign issuers whose securities are highly restricted or illegal for U.S. persons to own, including due to the imposition of sanctions by the U.S. Government. Under normal market circumstances, at least 40% of the Fund's net assets will be exposed, long or short, to foreign securities or currencies.

Cambria's quantitative model is based on factors that, historically, have been uncorrelated to the debt and equity markets. Accordingly, Cambria uses it to construct the Fund's portfolio to seek income and grow capital irrespective of the performance of the traditional equity and fixed income markets.

Cambria considers the realization of income and the growth of capital, irrespective of the performance of the traditional equity and fixed income markets, to be a "positive absolute return." Positive absolute returns may be generated from the income produced by portfolio instruments, including underlying ETPs, plus (or minus) the gains (or losses) resulting from fluctuations in the values of currencies to which the Fund is exposed, relative to the U.S. dollar. Over a complete market cycle, U.S. and non-U.S. dollar-denominated securities in the Fund's portfolio, and in ETPs in the Fund's portfolio, are expected to provide the Fund's primary source of income.

The Fund may sell a security when Cambria believes that the security is overvalued or better investment opportunities are available, to invest in cash and cash equivalents, or to meet redemptions.

Cambria has discretion on a daily basis to actively manage the Fund's portfolio in accordance with the Fund's investment objective and expects to rebalance to target allocations at least monthly. As a result, the Fund may experience high portfolio turnover.

When using forward foreign currency contracts, fund assets will be primarily invested in a combination of U.S. dollar and non-U.S. dollar denominated money market instruments or other high-quality debt securities, or ETFs that invest in these instruments. The Fund may allocate up to 20% of its exposures to high yield U.S.-dollar denominated and non-U.S.-dollar denominated fixed income instruments ("junk bonds") and ETFs that invest in these instruments. The Fund may be considered a "fund-of-funds" because at times it may seek to achieve its investment objective by, in part, investing in other ETFs.

PRINCIPAL RISKS

An investment in the Fund involves risk, including those described below. *There is no assurance that the Fund will achieve its investment objective.* An investor may lose money by investing in the Fund.

Counterparty Risk. The Fund may engage in investment transactions or other contracts with third parties (*i.e.*, "counterparties"), including over-the-counter forward foreign currency contracts. The Fund bears the risk that a counterparty to these contracts becomes bankrupt, defaults on its obligations or otherwise fails to honor its obligations. If a counterparty defaults on its payment obligations, the Fund may lose money and the value of an investment in Fund Shares may decrease.

Currency Strategies Risk. Currency exchange rates may fluctuate significantly over short periods of time and can be unpredictably affected by political developments or government intervention. Changes in currency exchange rates may affect the U.S. Dollar value of the Fund's investments, including foreign securities and forward currency contracts.

Cyber Security Risk. The Fund, and its service providers, may be susceptible to operational and information security risks resulting from a breach in cyber security, including cyber-attacks. A breach in cyber security, intentional or unintentional, may adversely impact the Fund in many ways, including, but not limited to, disruption of the Fund's operational capacity, loss of proprietary information, theft or corruption of data, denial-of-service attacks on websites or network resources, and the unauthorized release of confidential information. Cyber-attacks affecting the Fund's third-party service providers, including Cambria, the custodian, and the transfer agent, market makers, Authorized Participants, or the issuers of securities in which the Fund invests may subject the Fund to many of the same risks associated with direct cyber security breaches.

Derivatives Risk. Derivatives, such as forward currency contracts, can be volatile, and a small investment in a derivative can have a large impact on the performance of the Fund as derivatives can result in losses in excess of the amount invested. Other risks of investments in derivatives include risks of default by the other party to the

derivative transactions; risks that the transactions may result in losses that partially or completely offset gains in portfolio positions; and risks that the derivative transaction may not be liquid.

Emerging Markets Risk. Emerging market investments are subject to the same risks as foreign investments and to additional risks due to greater political and economic uncertainties as well as a relative lack of information about issuers in such markets. Securities of emerging market issuers may become illiquid and be subject to volatility and high transaction costs.

Exchange-Traded Funds and Exchange-Traded Products and Investment Companies Risk. The risks of investing in securities of ETFs, ETPs and investment companies typically reflect the risks of the types of instruments in which the underlying ETF, ETP or investment company invests. In addition, with such investments, the Fund bears its proportionate share of the fees and expenses of the underlying entity. As a result, the Fund's operating expenses may be higher and performance may be lower.

Exchange-Traded Notes Risk. Because ETNs are unsecured, unsubordinated debt securities, an investment in an ETN exposes the Fund to the risk that an ETN's issuer may be unable to pay. In addition, as with investments in other ETPs, the Fund will bear its proportionate share of the fees and expenses of the ETN, which may cause the Fund's operating expenses to be higher and its performance to be lower.

Fixed Income Risk. A decline in an issuer's credit rating may cause a decrease in the value of its fixed income securities and an increase in their investment risk and volatility. During periods of falling interest rates, an issuer of a callable bond held by the Fund may "call" (or repay) the security before its stated maturity, and the Fund may have to reinvest the proceeds at lower interest rates, resulting in a decline in the Fund's income. The market value of fixed income securities generally changes in response to changes in interest rates. As interest rates rise, the value of certain fixed income securities is likely to decrease. Similarly, if interest rates decline, the value of fixed income securities is likely to increase. Interest rate risk is generally lower for shorter-term investments and higher for longer-term investments. As of the date of this Prospectus, interest rates are near historic lows, but risks associated with rising interest rates are heightened given the Federal Reserve's recent interest rate hikes, which could signal an end to the historically low interest rate environment. To the extent that rates increase substantially and/or rapidly, the Fund may be subject to significant losses.

Foreign Investment Risk. Returns on investments in foreign securities could be more volatile than, or trail the returns on, investments in U.S. securities. Exposures to foreign securities entail special risks, including risks due to: (i) differences in information available about foreign issuers; (ii) differences in investor protection standards in other jurisdictions; (iii) capital controls risks, including the risk of a foreign jurisdiction imposing restrictions on the ability to repatriate or transfer currency or other assets; (iv) political, diplomatic and economic risks; (v) regulatory risks; and (vi) foreign market and trading risks, including the costs of trading and risks of settlement in foreign jurisdictions. In addition, the Fund's investments in securities denominated in other currencies could decline due to changes in local currency relative to the value of the U.S. dollar, which may affect the Fund's returns.

Forward Currency Contracts Risk. Forward currency contracts and other currency management strategies may substantially change the Fund's exposure to currency exchange rates and could result in losses to the Fund if currencies do not perform as Cambria expects. The Fund may be required to buy or sell additional currency on the spot market (and bear the expense of such transaction) if Cambria's predictions regarding the movement of foreign currency prove inaccurate. In addition, the use of forward currency contracts subjects the Fund to counterparty risk and leveraging risk, as discussed in this Prospectus. Forward contracts require collateralization, and the commitment of a large portion of the Fund's assets as collateral could impede portfolio management.

Geographic Investment Risk. To the extent the Fund invests a significant portion of its assets in the securities of companies of a single country or region, it is more likely to be impacted by events or conditions affecting that country or region.

Russia Risk. The Fund may invest a significant portion of its assets in Russian securities. As a result of events involving Ukraine and the Russian Federation, the United States and the European Union have imposed sanctions on certain Russian individuals and entities. Additional broader sanctions may be imposed in the future. These sanctions may result in the decline of the value and liquidity of Russian securities and could also result in the immediate freeze of Russian securities, impairing the ability of the Fund to buy, sell, receive or deliver those securities. The Fund may seek to suspend redemptions in the event that an emergency exists in which it is not reasonably practicable for the Fund to dispose of its securities or to determine the value of its net assets.

High Yield Securities Risk. High yield securities and unrated securities of comparable credit quality are subject to the increased risk of an issuer's inability to meet principal and interest payment obligations. High yield securities are subject to a greater risk of default and investments in them are inherently speculative. The secondary markets in which high yield securities are traded may be less liquid and more volatile than the market for higher grade securities.

International Closed-Market Trading Risk. Because the Fund's investments may be traded in markets that are closed when the Exchange is open, there are likely to be deviations between the current pricing of an underlying investment and stale investment pricing (*i.e.*, the last quote from its closed foreign market), resulting in premiums or discounts to NAV that may be greater than those experienced by other ETFs.

Investment Risk. An investment in the Fund is not a deposit of a bank and is not insured or guaranteed by the Federal Deposit Insurance Corporation or any other government agency. When you sell your Shares they could be worth less than what you paid for them.

Leveraging Risk. Certain of Fund's investments may expose the Fund to leverage, causing the Fund to be more volatile.

Liquidity Risk. Liquidity risk exists when a particular investment is difficult to purchase or sell. A significant, rapid rise in interest rates may result in a period of volatility and increased redemptions if Fund securities become illiquid and are forced to sell the illiquid securities at disadvantageous times or prices. This could have a negative effect on the Fund's ability to achieve its investment objective and may result in losses to Fund shareholders.

Management Risk. The Fund is actively managed using proprietary investment strategies and processes. There can be no guarantee that these strategies and processes will be successful or that the Fund will achieve its investment objective.

Market Events Risk. Turbulence in the financial markets and reduced liquidity may negatively affect issuers, which could have an adverse effect on the Fund. In addition, there is a risk that policy changes by the U.S. Government, Federal Reserve and/or other government actors, such as increasing interest rates, could cause increased volatility in financial markets and higher levels of Fund redemptions, which could have a negative impact on the Fund.

Operational Risk. The Fund and its service providers may experience disruptions that arise from human error, processing and communications errors, counterparty or third-party errors, technology or systems failures. Any such disruptions may have an adverse impact on the Fund.

Portfolio Turnover Risk. The Fund's strategy may result in high portfolio turnover rates, which may increase the Fund's brokerage commission costs and negatively impact the Fund's performance. Such portfolio turnover also may generate net short-term capital gains.

Precious Metals Risk. The value of investments related to precious metals, such as gold, are generally very volatile, and their prices may be affected by government policy; economic, financial, social and political factors; and inflation. In addition, the Fund may incur higher custody and transaction costs for precious metal-related investments.

Premium-Discount Risk. The Shares may trade above (premium) or below (discount) their net asset value (or “NAV”). The market prices of Shares will generally fluctuate in accordance with changes in NAV as well as the relative supply of, and demand for, Shares on the Exchange. This risk is heightened in times of market volatility or periods of steep market declines.

Quantitative Security Selection Risk. Cambria uses quantitative techniques to generate investment decisions and its processes and stock selection can be adversely affected if it relies on erroneous or outdated data. In addition, the quantitative model may be or become flawed, and factors that affect a security’s value can change over time and these changes may not be reflected in the quantitative model.

Secondary Market Trading Risk. Investors buying or selling Shares in the secondary market may pay brokerage commissions, which may be a significant proportional cost for investors seeking to buy or sell relatively small amounts of Shares. Although the Shares are listed on the Exchange, there can be no assurance that an active or liquid trading market for them will develop or be maintained. In addition, trading in Shares on the Exchange may be halted.

Sovereign Debt Securities Risk. Investments in sovereign debt obligations involve special risks not present in corporate debt obligations. The issuer of the sovereign debt or the authorities that control the repayment of the debt may be unable or unwilling to repay principal or interest when due, and the Fund may have limited recourse in the event of a default. During periods of economic uncertainty, the market prices of sovereign debt, and the Fund’s NAV, may be more volatile than prices of U.S. debt obligations. In the past, certain non-U.S. markets have encountered difficulties in servicing their debt obligations, withheld payments of principal and interest and declared moratoria on the payment of principal and interest on their sovereign debts. These risks increase for lower-rated and high yield debt securities, as discussed in this Prospectus.

Tax Risk. In order to qualify for treatment as a regulated investment company for federal income tax purposes, the Fund must among other requirements, derive at least 90% of its gross income for each taxable year from “qualifying income.” “Qualifying Income” for a regulated investment company currently includes gains from currencies, however, the U.S. Treasury Department has authority to issue regulations that would exclude such foreign currency gains from “qualifying income” if such gains are not directly related to the Fund’s business of investing in stock or securities and could limit the Fund’s ability to qualify as a regulated investment company. If in any year the Fund were to fail to qualify as a regulated investment company, it would be taxed in the same manner as an ordinary corporation subject to U.S. federal income tax on all its income at the fund level.

PERFORMANCE

The Fund has not commenced operations as of the date of this Prospectus. Performance information will be available in the Prospectus after the Fund has been in operation for one full calendar year. When provided, the information will provide some indication of the risks of investing in the Fund by showing how the Fund’s average annual returns compare with a broad measure of market performance. As always, please note that the Fund’s past performance (before and after taxes) does not necessarily indicate how the Fund will perform in the future. Updated performance will be available at www.cambriafunds.com.

INVESTMENT ADVISER

Cambria Investment Management, L.P. serves as the investment adviser of the Fund.

PORTFOLIO MANAGERS

Mebane T. Faber is the portfolio manager for the Fund and has managed the Fund since its inception.

PURCHASE AND SALE OF FUND SHARES

The Fund issues and redeems Shares on a continuous basis only in large blocks of Shares, typically 50,000 Shares, called "Creation Units." Creation Units are issued and redeemed in-kind for securities and/or for cash. Individual Shares may only be purchased and sold in secondary market transactions through brokers. Once created, individual Shares generally trade in the secondary market at market prices that change throughout the day. Market prices of Shares may be greater or less than their NAV.

The acquisition of Shares of the Fund by other investment companies is subject to the restrictions of Section 12(d)(1) of the Investment Company Act of 1940.

TAX INFORMATION

Distributions you receive from the Fund are generally taxable to you as ordinary income for federal income tax purposes, except that distributions will be taxed to you as long-term capital gain to the extent reported by the Fund as "capital gain dividends" or "qualified dividend income," and may also be subject to state or local taxes. Fund distributions may not be taxable to you if you are investing through a tax-advantaged retirement plan account or are a tax-exempt investor, although you may be taxed on withdrawals from your tax-advantaged account.

PURCHASES THROUGH BROKER-DEALERS AND OTHER FINANCIAL INTERMEDIARIES

If you purchase Shares through a broker-dealer or other financial intermediary, the Fund and its related companies may pay the intermediary for the sale of Shares and related services. These payments may create a conflict of interest by influencing the broker-dealer or other intermediary and your salesperson to recommend Shares over another investment. Ask your salesperson or visit your financial intermediary's website for more information.

FUND SUMMARY

Cambria Shareholder Yield ETF

INVESTMENT OBJECTIVE

The Fund seeks investment results that correspond (before fees and expenses) generally to the price and yield performance of its underlying index, the Cambria Shareholder Yield Index (the “Underlying Index”).

FEES AND EXPENSES

This table describes the fees and expenses that you may pay if you buy and hold Shares of the Fund. You may also pay brokerage commissions on the purchase and sale of Shares, which are not reflected in the table.

ANNUAL FUND OPERATING EXPENSES (EXPENSES THAT YOU PAY EACH YEAR AS A PERCENTAGE OF THE VALUE OF YOUR INVESTMENT)

Management Fee:	0.59%
Distribution and/or Service (12b-1) fees:	0.00%
Other Expenses:	0.00%
Total Annual Fund Operating Expenses:	0.59%

EXAMPLE

The following example is intended to help you compare the cost of investing in the Fund with the cost of investing in other funds. The example assumes that you invest \$10,000 in the Fund for the time periods indicated and then redeem all of your Shares at the end of those periods. The example also assumes that the Fund provides a return of 5% a year and that the operating expenses remain the same. The example does not reflect any brokerage commissions that you may pay on purchases and sales of Shares. Although your actual costs may be higher or lower, based on these assumptions, your costs would be:

One Year:	Three Years:	Five Years:	Ten Years:
\$60	\$189	\$329	\$738

PORTFOLIO TURNOVER

The Fund may pay transaction costs, including commissions, when it buys and sells securities (or “turns over” its portfolio). A higher portfolio turnover rate may indicate higher transaction costs and may result in higher taxes when Shares are held in a taxable account. These costs, which are not reflected in the annual fund operating expenses or in the example, affect the Fund’s performance. For the fiscal year ended April 30, 2017, the Fund’s portfolio turnover rate was 50% of the average value of its portfolio.

PRINCIPAL INVESTMENT STRATEGIES

Under normal market conditions, the Fund will invest at least 80% of its total assets in the components of the Underlying Index. The Underlying Index is comprised of equity securities issued by U.S.-based issuers. The Underlying Index considers an issuer to be U.S.-based if it is domiciled or incorporated or has substantial business activity in the United States.

An issuer must have a high ranking across a composite of the following characteristics to be eligible for inclusion in the Underlying Index:

1. Strong cash flows;
2. Payment of dividends to shareholders;
3. Net stock buybacks; and
4. Net debt paydown.

Each of these characteristics will be measured on a one-month to 12-month basis by the Underlying Index methodology, and no single measurement will be dispositive. Pursuant to the methodology of the Underlying Index, the 100 issuers that have exhibited, in the aggregate, the strongest cash flows, the highest dividends paid to shareholders, and net stock buybacks and debt paydown will be included in the Underlying Index. The Underlying Index is weighted based only on publicly available data and includes screens to limit its industry concentration to 25%, in order to seek to ensure its liquidity and investability.

The Underlying Index will invest primarily in equity securities, including common stock, of U.S. companies. The Underlying Index may invest in securities of companies in any industry. Although the Underlying Index generally expects to invest in companies with larger market capitalizations, the Underlying Index may invest in small- and mid-capitalization companies.

The Fund may invest up to 20% of its net assets in instruments not included in the Underlying Index, but which Cambria Investment Management, L.P. (“Cambria”), the Fund’s investment adviser, believes will help the Fund track the Underlying Index. For example, there may be instances in which Cambria may choose to purchase or sell securities not in the Underlying Index which Cambria believes are appropriate to substitute for one or more such securities.

The Fund employs a “passive management”—or indexing—investment approach and seeks to track the performance of the Underlying Index. To track the performance of the Underlying Index, the Fund intends to employ a replication strategy, which means that the Fund will typically invest in substantially all of the components of the Underlying Index in approximately the same weights as they appear in the Underlying Index.

The Underlying Index was developed by Cambria Indices, LLC, an affiliate of Cambria, and is calculated by Solactive, AG, which is not affiliated with the Fund or Cambria. The Underlying Index is rebalanced and reconstituted quarterly. To the extent that the Underlying Index concentrates (i.e., holds up to 25% of its total assets) in the securities of a particular sector, the Fund is expected to concentrate in that sector to approximately the same extent.

PRINCIPAL RISKS

An investment in the Fund involves risk, including those described below. *There is no assurance that the Fund will achieve its investment objective.* An investor may lose money by investing in the Fund.

Cyber Security Risk. The Fund, and its service providers, may be susceptible to operational and information security risks resulting from a breach in cyber security, including cyber-attacks. A breach in cyber security, intentional or unintentional, may adversely impact the Fund in many ways, including, but not limited to, disruption of the Fund’s operational capacity, loss of proprietary information, theft or corruption of data, denial-of-service attacks on websites or network resources, and the unauthorized release of confidential information. Cyber-attacks affecting the Fund’s third-party service providers, including Cambria, the custodian, and the transfer agent, market makers, Authorized Participants, or the issuers of securities in which the Fund invests may subject the Fund to many of the same risks associated with direct cyber security breaches.

Dividend Paying Security Risk. Securities that pay high dividends as a group can fall out of favor with the market, causing these companies to underperform companies that do not pay high dividends. Also, changes in the

dividend policies of companies owned by the Fund and the capital resources available for these companies' dividend payments may adversely affect the Fund.

Equity Investing Risk. The values of equity securities could decline generally or could underperform other investments due to factors affecting a specific issuer, market or securities markets generally.

Investment Risk. An investment in the Fund is not a deposit of a bank and is not insured or guaranteed by the Federal Deposit Insurance Corporation or any other government agency. When you sell your Shares, they could be worth less than what you paid for them.

Large Capitalization Company Risk. The Fund's investments in large capitalization companies may underperform other segments of the market because they may be less responsive to competitive challenges and opportunities and unable to attain high growth rates during periods of economic expansion.

Market Events Risk. Turbulence in the financial markets and reduced liquidity may negatively affect issuers, which could have an adverse effect on the Fund. In addition, there is a risk that policy changes by the U.S. Government, Federal Reserve and/or other government actors, such as increasing interest rates, could cause increased volatility in financial markets and higher levels of Fund redemptions, which could have a negative impact on the Fund.

Operational Risk. The Fund and its service providers may experience disruptions that arise from human error, processing and communications errors, counterparty or third-party errors, technology or systems failures. Any such disruptions may have an adverse impact on the Fund.

Passive Investment Risk. The Fund is managed with a passive investment strategy, attempting to track the performance of the Underlying Index. As a result, the Fund expects to hold components of the Underlying Index regardless of their current or projected performance. Maintaining investments regardless of market conditions or the performance of individual investments could cause the Fund's return to be lower than if the Fund employed an active strategy.

Premium-Discount Risk. The Shares may trade above (premium) or below (discount) their net asset value (or "NAV"). The market prices of Shares will generally fluctuate in accordance with changes in NAV as well as the relative supply of, and demand for, Shares on the Exchange. This risk is heightened in times of market volatility or periods of steep market declines.

Quantitative Security Selection Risk. The Underlying Index's use of quantitative techniques to determine whether securities should be included in the Underlying Index can be adversely affected if it relies on erroneous or outdated data. In addition, the quantitative model may be or become flawed, and factors that affect a security's value can change over time and these changes may not be reflected in the quantitative model.

Secondary Market Trading Risk. Investors buying or selling Shares in the secondary market may pay brokerage commissions, which may be a significant proportional cost for investors seeking to buy or sell relatively small amounts of Shares. Although the Shares are listed on the Exchange, there can be no assurance that an active or liquid trading market for them will develop or be maintained. In addition, trading in Shares on the Exchange may be halted.

Sector Concentration Risk. To the extent that the Fund's investments are concentrated in a particular sector, the Fund may be susceptible to loss due to adverse occurrences affecting that sector. As of March 20, 2018, the Fund was concentrated in the financial services sector and the Fund had significant exposure to the consumer discretionary and industrial sectors.

Consumer Discretionary Sector Risk. The success of consumer product manufacturers and retailers is tied closely to the performance of the overall domestic and international economy, interest rates, competitive and consumer confidence. Success depends heavily on disposable household income and

consumer spending. Changes in demographics and consumer tastes can also affect the demand for, and success of, consumer products in the marketplace.

Financial Services Sector Risk. Performance of companies in the financial services sector may be adversely impacted by many factors, including, among others, government regulations, economic conditions, credit rating downgrades, changes in interest rates, and decreased liquidity in credit markets. This sector has experienced significant losses in the recent past, and the impact of more stringent capital requirements and of recent or future regulation on any individual financial company or on the sector as a whole cannot be predicted.

Industrial Sector Risk. Issuers in the industrial sector are affected by supply and demand, both for their specific product or service and for industrial sector products in general. The products of such issuers may face obsolescence due to rapid technological developments and frequent new product introduction. Government regulations, world events, economic conditions and exchange rates affect the performance of companies in the industrial sector. Issuers in the industrial sector may be adversely affected by liability for environmental damage, product liability claims and exchange rates. The industrial sector may also be adversely affected by changes or trends in commodity prices, which may be influenced by unpredictable factors.

Small and Medium Capitalization Company Risk. Investing in securities of small and medium capitalization companies involves greater risk than customarily is associated with investing in larger, more established companies. These companies' securities may be more volatile and less liquid than those of more established companies, and they may be more sensitive to market conditions.

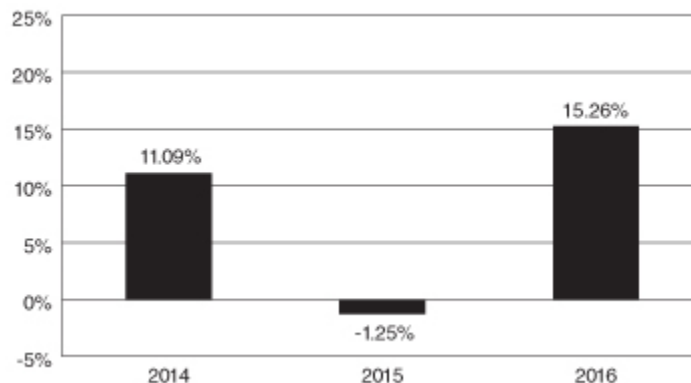
Tracking Error Risk. Although the Fund attempts to track the performance of the Underlying Index, the Fund may not be able to duplicate its exact composition or return due to, among other things, fees and expenses paid by the Fund that are not reflected in the Underlying Index. If the Fund is small, it may experience greater tracking error to its Underlying Index than it otherwise would at higher asset levels.

Value Investment Risk. The Fund's shareholder yield strategy is a value investment strategy that should be expected to underperform in growth markets. Value investments are subject to the risk that their intrinsic value may never be realized by the market.

PERFORMANCE

The following bar chart and table indicate the risks of investing in the Fund by showing how the Fund's average annual total returns compare with those of a broad measure of market performance. All returns include the reinvestment of dividends and distributions. As always, please note that the Fund's past performance (before and after taxes) does not necessarily indicate how the Fund will perform in the future. Updated performance information is available at www.cambriafunds.com.

Total Annual Returns for Calendar Year Ended December 31



As of July 31, 2017, the Fund's year-to-date total return was 7.04%.

Best and Worst Quarter Returns (for the period reflected in the bar chart above)

Best: 8.93%, for the quarter ended 12/31/16

Worst: -6.13%, for the quarter ended 9/30/15

Average Annual Total Returns for the period ending December 31, 2016

	1 Year	Since Inception (May 13, 2013)
Cambria Shareholder Yield ETF		
Return Before Taxes	15.26%	11.85%
Return After Taxes on Distributions.....	14.72%	10.48%
Return After Taxes on Distributions and Sale of Fund Shares.....	8.96%	8.84%
S&P 500 Index (Reflects no deduction for fees, expenses or taxes)	11.96%	11.38%

Average annual total returns are shown on a before- and after-tax basis for the Fund. After-tax returns are calculated using the historical highest individual federal marginal income tax rates and do not reflect the impact of state and local taxes. Actual after-tax returns depend on an investor's tax situation and may differ from those shown. After-tax returns shown are not relevant to investors who hold shares through tax-deferred arrangements, such as 401(k) plans or individual retirement plans.

INVESTMENT ADVISER

Cambria Investment Management, L.P. serves as the investment adviser of the Fund.

PORTFOLIO MANAGERS

Mebane T. Faber is the portfolio manager for the Fund and has managed the Fund since its inception in 2013.

PURCHASE AND SALE OF FUND SHARES

The Fund issues and redeems Shares on a continuous basis only in large blocks of Shares, typically 50,000 Shares, called "Creation Units." Creation Units are issued and redeemed in-kind for securities and/or for cash. Individual Shares may only be purchased and sold in secondary market transactions through brokers. Once created, individual Shares generally trade in the secondary market at market prices that change throughout the day. Market prices of Shares may be greater or less than their NAV.

TAX INFORMATION

Distributions you receive from the Fund are generally taxable to you as ordinary income for federal income tax purposes, except that distributions will be taxed to you at long-term capital gain rates to the extent reported by the Fund as “capital gain dividends” or “qualified dividend income,” and may also be subject to state or local taxes. Fund distributions may not be taxable to you if you are investing through a tax-advantaged retirement plan account or are a tax-exempt investor, although you may be taxed on withdrawals from your tax-advantaged account.

PURCHASES THROUGH BROKER-DEALERS AND OTHER FINANCIAL INTERMEDIARIES

If you purchase Shares through a broker-dealer or other financial intermediary, the Fund and its related companies may pay the intermediary for the sale of Shares and related services. These payments may create a conflict of interest by influencing the broker-dealer or other intermediary and your salesperson to recommend Shares over another investment. Ask your salesperson or visit your financial intermediary’s website for more information.

FUND SUMMARY

Cambria Foreign Shareholder Yield ETF

INVESTMENT OBJECTIVE

The Fund seeks investment results that correspond (before fees and expenses) generally to the price and yield performance of its underlying index, the Cambria Foreign Shareholder Yield Index (the “Underlying Index”).

FEES AND EXPENSES

This table describes the fees and expenses that you may pay if you buy and hold Shares of the Fund. You may also pay brokerage commissions on the purchase and sale of Shares, which are not reflected in the table.

ANNUAL FUND OPERATING EXPENSES (EXPENSES THAT YOU PAY EACH YEAR AS A PERCENTAGE OF THE VALUE OF YOUR INVESTMENT)

Management Fee:	0.59%
Distribution and/or Service (12b-1) fees:	0.00%
Other Expenses:	0.00%
Total Annual Fund Operating Expenses:	0.59%

EXAMPLE

The following example is intended to help you compare the cost of investing in the Fund with the cost of investing in other funds. The example assumes that you invest \$10,000 in the Fund for the time periods indicated and then redeem all of your Shares at the end of those periods. The example also assumes that the Fund provides a return of 5% a year and that the operating expenses remain the same. The example does not reflect any brokerage commissions that you may pay on purchases and sales of Shares. Although your actual costs may be higher or lower, based on these assumptions, your costs would be:

One Year:	Three Years:	Five Years:	Ten Years:
\$60	\$189	\$329	\$738

PORTFOLIO TURNOVER

The Fund may pay transaction costs, including commissions, when it buys and sells securities (or “turns over” its portfolio). A higher portfolio turnover rate may indicate higher transaction costs and may result in higher taxes when Shares are held in a taxable account. These costs, which are not reflected in the annual fund operating expenses or in the example, affect the Fund’s performance. For the fiscal year ended April 30, 2017, the Fund’s portfolio turnover rate was 43% of the average value of its portfolio.

PRINCIPAL INVESTMENT STRATEGIES

Under normal market conditions, the Fund will invest at least 80% of its total assets in the components of the Underlying Index and in depositary receipts representing components of the Underlying Index. The Underlying Index is comprised of equity securities of issuers in developed foreign markets. The Underlying Index considers an issuer to be in a developed foreign market if it is domiciled or listed and traded in any of the following countries: Australia, Austria, Belgium, Canada, Denmark, Finland, France, Germany, Hong Kong, Italy, Japan, Jersey, the Netherlands, New Zealand, Norway, Portugal, Singapore, Spain, Sweden, Switzerland, and the United Kingdom. The Underlying Index provider will update the list of developed foreign markets annually.

An issuer must have a high ranking across a composite of the following characteristics to be eligible for inclusion in the Underlying Index:

1. Strong cash flows;
2. Payment of dividends to shareholders;
3. Net stock buybacks; and
4. Net debt paydown.

Each of these characteristics will be measured on a one-month to 12-month basis by the Underlying Index methodology, and no single measurement will be dispositive. Pursuant to the methodology of the Underlying Index, the 100 issuers that have exhibited, in the aggregate, the strongest cash flows, the highest dividends paid to shareholders, and net stock buybacks and debt paydown will be included in the Underlying Index. Although securities in the Underlying Index may be denominated in either the U.S. dollar or other currencies and may include securities of companies in any industry and of any market capitalization, the Underlying Index is weighted based only on publicly available data and includes screens to limit its country and its sector and industry concentration to 30% and 25%, respectively, in order to seek to ensure its liquidity and investability. Other screens also will exclude as components any foreign issuers whose securities are highly restricted or illegal for U.S. persons to own, including due to the imposition of sanctions by the U.S. Government.

The Fund may invest up to 20% of its net assets in instruments not included in the Underlying Index, but which Cambria Investment Management, L.P. (“Cambria”), the Fund’s investment adviser, believes will help the Fund track the Underlying Index. For example, there may be instances in which Cambria may choose to purchase or sell securities not in the Underlying Index which Cambria believes are appropriate to substitute for one or more such securities.

The Fund employs a “passive management”--or indexing-- investment approach and seeks to track the performance of the Underlying Index. To track the performance of the Underlying Index, the Fund intends to employ a replication strategy, which means that the Fund will typically invest in substantially all of the components of the Underlying Index in approximately the same weights as they appear in the Underlying Index.

The Underlying Index was developed by Cambria Indices, LLC, an affiliate of Cambria, and is calculated by Solactive, AG, which is not affiliated with the Fund or Cambria. The Underlying Index is rebalanced and reconstituted quarterly. To the extent that the Underlying Index concentrates (*i.e.*, holds 25% or more of its total assets) in the securities of a particular industry or group of industries, the Fund is expected to concentrate to approximately the same extent.

PRINCIPAL RISKS

An investment in the Fund involves risk, including those described below. *There is no assurance that the Fund will achieve its investment objective.* An investor may lose money by investing in the Fund.

Concentration Risk. To the extent the Underlying Index is concentrated in a particular industry or group of industries, the Fund is also expected to be concentrated in that industry or group of industries. As a result, the Fund may be susceptible to loss due to adverse occurrences affecting that industry or group of industries. As of July 31, 2017, the Fund and the Underlying Index had significant exposure to the financial services and industrial sectors.

Financial Services Sector Risk. Performance of companies in the financial services sector may be adversely impacted by many factors, including, among others, government regulations, economic conditions, credit rating downgrades, changes in interest rates, and decreased liquidity in credit markets. This sector has experienced significant losses in the recent past, and the impact of more stringent capital requirements and of recent or future regulation on any individual financial company or on the sector as a whole cannot be predicted.

Industrial Sector Risk. Issuers in the industrial sector are affected by supply and demand, both for their specific product or service and for industrial sector products in general. The products of such issuers may face obsolescence due to rapid technological developments and frequent new product introduction. Government regulations, world events, economic conditions and exchange rates affect the performance of companies in the industrial sector. Issuers in the industrial sector may be adversely affected by liability for environmental damage, product liability claims and exchange rates. The industrial sector may also be adversely affected by changes or trends in commodity prices, which may be influenced by unpredictable factors.

Cyber Security Risk. The Fund, and its service providers, may be susceptible to operational and information security risks resulting from a breach in cyber security, including cyber-attacks. A breach in cyber security, intentional or unintentional, may adversely impact the Fund in many ways, including, but not limited to, disruption of the Fund's operational capacity, loss of proprietary information, theft or corruption of data, denial-of-service attacks on websites or network resources, and the unauthorized release of confidential information. Cyber-attacks affecting the Fund's third-party service providers, including Cambria, the custodian, and the transfer agent, market makers, Authorized Participants, or the issuers of securities in which the Fund invests may subject the Fund to many of the same risks associated with direct cyber security breaches.

Depository Receipts Risk. The risks of investments in depository receipts are substantially similar to Foreign Investment Risks. In addition, depository receipts may not track the price of the underlying foreign securities, and their value may change materially at times when the U.S. markets are not open for trading.

Dividend Paying Security Risk. Securities that pay high dividends as a group can fall out of favor with the market, causing these companies to underperform companies that do not pay high dividends.

Equity Investing Risk. An investment in the Fund involves risks similar to those of investing in any fund holding equity securities, such as market fluctuations, changes in interest rates and perceived trends in stock prices. The values of equity securities could decline generally or could underperform other investments due to factors affecting a specific issuer, market or securities markets generally.

Foreign Investment Risk. Returns on investments in foreign securities could be more volatile than, or trail the returns on, investments in U.S. securities. Exposures to foreign securities entail special risks, including risks due to: (i) differences in information available about foreign issuers; (ii) differences in investor protection standards in other jurisdictions; (iii) capital controls risks, including the risk of a foreign jurisdiction imposing restrictions on the ability to repatriate or transfer currency or other assets; (iv) political, diplomatic and economic risks; (v) regulatory risks; and (vi) foreign market and trading risks, including the costs of trading and risks of settlement in foreign jurisdictions. In addition, the Fund's investments in securities denominated in other currencies could decline due to changes in local currency relative to the value of the U.S. dollar, which may affect the Fund's returns.

Geographic Investment Risk. To the extent the Fund invests a significant portion of its assets in the securities of companies of a single country or region, it is more likely to be impacted by events or conditions affecting that country or region. As of July 31, 2017, the Fund invests a significant portion of its assets in securities of companies in Japan.

International Closed-Market Trading Risk. Because the Fund's investments may be traded in markets that are closed when the Exchange is open, there are likely to be deviations between the current pricing of an underlying investment and stale investment pricing (*i.e.*, the last quote from its closed foreign market), resulting in premiums or discounts to NAV that may be greater than those experienced by other ETFs.

Investment Risk. An investment in the Fund is not a deposit of a bank and is not insured or guaranteed by the Federal Deposit Insurance Corporation or any other government agency. When you sell your Shares, they could be worth less than what you paid for them.

Large Capitalization Company Risk. The Fund's investments in large capitalization companies may underperform other segments of the market because they may be less responsive to competitive challenges and opportunities and unable to attain high growth rates during periods of economic expansion.

Market Events Risk. Turbulence in the financial markets and reduced liquidity may negatively affect issuers, which could have an adverse effect on the Fund. In addition, there is a risk that policy changes by the U.S. Government, Federal Reserve and/or other government actors, such as increasing interest rates, could cause increased volatility in financial markets and higher levels of Fund redemptions, which could have a negative impact on the Fund.

Operational Risk. The Fund and its service providers may experience disruptions that arise from human error, processing and communications errors, counterparty or third-party errors, technology or systems failures. Any such disruptions may have an adverse impact on the Fund.

Passive Investment Risk. The Fund is managed with a passive investment strategy, attempting to track the performance of the Underlying Index. As a result, the Fund expects to hold components of the Underlying Index regardless of their current or projected performance. Maintaining investments regardless of market conditions or the performance of individual investments could cause the Fund's return to be lower than if the Fund employed an active strategy.

Premium-Discount Risk. The Shares may trade above (premium) or below (discount) their net asset value (or "NAV"). The market prices of Shares will generally fluctuate in accordance with changes in NAV as well as the relative supply of, and demand for, Shares on the Exchange. This risk is heightened in times of market volatility or periods of steep market declines.

Quantitative Security Selection Risk. The Underlying Index's use of quantitative techniques to determine whether securities should be included in the Underlying Index can be adversely affected if it relies on erroneous or outdated data. In addition, the quantitative model may be or become flawed, and factors that affect a security's value can change over time and these changes may not be reflected in the quantitative model.

Secondary Market Trading Risk. Investors buying or selling Shares in the secondary market may pay brokerage commissions, which may be a significant proportional cost for investors seeking to buy or sell relatively small amounts of Shares. Although the Shares are listed on the Exchange, there can be no assurance that an active or liquid trading market for them will develop or be maintained. In addition, trading in Shares on the Exchange may be halted.

Small and Medium Capitalization Company Risk. Investing in securities of small and medium capitalization companies involves greater risk than customarily is associated with investing in larger, more established companies. These companies' securities may be more volatile and less liquid than those of more established companies, and they may be more sensitive to market conditions.

Tracking Error Risk. Although the Fund attempts to track the performance of the Underlying Index, the Fund may not be able to duplicate its exact composition or return due to, among other things, fees and expenses paid by the Fund that are not reflected in the Underlying Index. If the Fund is small, it may experience greater tracking error to its Underlying Index than it otherwise would at higher asset levels.

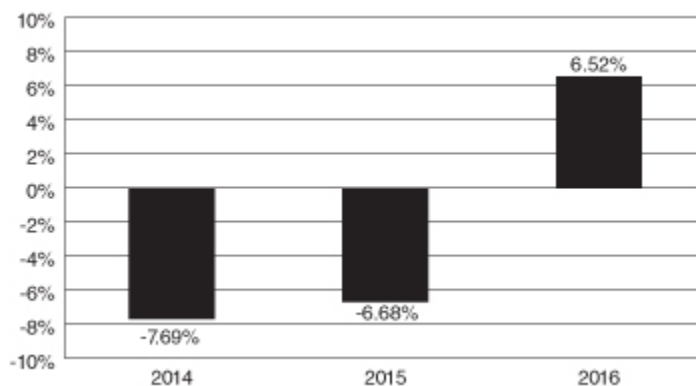
Value Investment Risk. The Fund's shareholder yield strategy is a value investment strategy that should be expected to underperform in growth markets. Value investments are subject to the risk that their intrinsic value may never be realized by the market.

PERFORMANCE

The following bar chart and table indicate the risks of investing in the Fund by showing how the Fund's average annual total returns compare with those of a broad measure of market performance. All returns include the

reinvestment of dividends and distributions. As always, please note that the Fund’s past performance (before and after taxes) does not necessarily indicate how the Fund will perform in the future. Updated performance information is available at www.cambriafunds.com.

Total Annual Returns for Calendar Year Ended December 31



As of July 31, 2017, the Fund’s year-to-date total return was 20.20%.

Best and Worst Quarter Returns (for the period reflected in the bar chart above)

Best: 7.57%, for the quarter ended 09/30/16
Worst: -10.44%, for the quarter ended 9/30/15

Average Annual Total Returns for the period ending December 31, 2016

	1 Year	Since Inception (December 2, 2013)
Cambria Foreign Shareholder Yield ETF		
Return Before Taxes	6.52%	-1.89%
Return After Taxes on Distributions	5.67%	-3.05%
Return After Taxes on Distributions and Sale of Fund Shares	4.10%	-1.73%
Cambria Foreign Shareholder Yield Index (Reflects no deduction for fees, expenses or taxes).....	7.42%	-1.42%
MSCI EAFE Index (Reflects no deduction for fees, expenses or taxes)	1.51%	-0.41%

Average annual total returns are shown on a before- and after-tax basis for the Fund. After-tax returns are calculated using the historical highest individual federal marginal income tax rates and do not reflect the impact of state and local taxes. Actual after-tax returns depend on an investor’s tax situation and may differ from those shown. After-tax returns shown are not relevant to investors who hold shares through tax-deferred arrangements, such as 401(k) plans or individual retirement plans.

INVESTMENT ADVISER

Cambria Investment Management, L.P. serves as the investment adviser of the Fund.

PORTFOLIO MANAGERS

Mebane T. Faber is the portfolio manager for the Fund and has managed the Fund since its inception in 2013.

PURCHASE AND SALE OF FUND SHARES

The Fund issues and redeems Shares on a continuous basis only in large blocks of Shares, typically 50,000 Shares, called “Creation Units.” Creation Units are issued and redeemed in-kind for securities and/or for cash. Individual Shares may only be purchased and sold in secondary market transactions through brokers. Once created, individual Shares generally trade in the secondary market at market prices that change throughout the day. Market prices of Shares may be greater or less than their NAV.

TAX INFORMATION

Distributions you receive from the Fund are generally taxable to you as ordinary income for federal income tax purposes, except that distributions will be taxed to you at long-term capital gain rates to the extent reported by the Fund as “capital gain dividends” or “qualified dividend income,” and may also be subject to state or local taxes. Fund distributions may not be taxable to you if you are investing through a tax-advantaged retirement plan account or are a tax-exempt investor, although you may be taxed on withdrawals from your tax-advantaged account.

PURCHASES THROUGH BROKER-DEALERS AND OTHER FINANCIAL INTERMEDIARIES

If you purchase Shares through a broker-dealer or other financial intermediary, the Fund and its related companies may pay the intermediary for the sale of Shares and related services. These payments may create a conflict of interest by influencing the broker-dealer or other intermediary and your salesperson to recommend Shares over another investment. Ask your salesperson or visit your financial intermediary’s website for more information.

FUND SUMMARY

Cambria Emerging Shareholder Yield ETF

INVESTMENT OBJECTIVE

The Fund seeks investment results that correspond (before fees and expenses) generally to the price and yield performance of its underlying index, the Cambria Emerging Shareholder Yield Index (the “Underlying Index”).

FEES AND EXPENSES

This table describes the fees and expenses that you may pay if you buy and hold Shares of the Fund. You may also pay brokerage commissions on the purchase and sale of Shares, which are not reflected in the table.

ANNUAL FUND OPERATING EXPENSES (EXPENSES THAT YOU PAY EACH YEAR AS A PERCENTAGE OF THE VALUE OF YOUR INVESTMENT)

Management Fee:	0.59%
Distribution and/or Service (12b-1) fees:	0.00%
Other Expenses:	0.10%
Custodial Expenses	0.10%
Total Annual Fund Operating Expenses:	0.69%

EXAMPLE

The following example is intended to help you compare the cost of investing in the Fund with the cost of investing in other funds. The example assumes that you invest \$10,000 in the Fund for the time periods indicated and then redeem all of your Shares at the end of those periods. The example also assumes that the Fund provides a return of 5% a year and that the operating expenses remain the same. The example does not reflect any brokerage commissions that you may pay on purchases and sales of Shares. Although your actual costs may be higher or lower, based on these assumptions, your costs would be:

One Year:	Three Years:	Five Years:	Ten Years:
\$70	\$221	\$384	\$859

PORTFOLIO TURNOVER

The Fund may pay transaction costs, including commissions, when it buys and sells securities (or “turns over” its portfolio). A higher portfolio turnover rate may indicate higher transaction costs and may result in higher taxes when Shares are held in a taxable account. These costs, which are not reflected in the annual fund operating expenses or in the example, affect the Fund’s performance. For the fiscal period July 13, 2016 to April 30, 2017, the Fund’s portfolio turnover rate was 33% of the average value of its portfolio.

PRINCIPAL INVESTMENT STRATEGIES

Under normal market conditions, the Fund will invest at least 80% of its total assets in the components of the Underlying Index and in depositary receipts representing components of the Underlying Index. The Underlying Index is comprised of equity securities of issuers in emerging foreign markets. The Underlying Index considers an issuer to be in an emerging foreign market if it is domiciled or listed and traded in any of the following countries: Brazil, Colombia, Czech Republic, Greece, Hong Kong (Chinese domicile), Hungary, India, Indonesia,

Malaysia, Mexico, Poland, Russia, South Africa, South Korea, Taiwan, Thailand, Turkey, or a market with similar characteristics as the aforementioned. The Underlying Index provider will update the list of emerging foreign markets annually.

An issuer must have a high ranking across a composite of the following characteristics to be eligible for inclusion in the Underlying Index:

1. Strong cash flows;
2. Payment of dividends to shareholders;
3. Net stock buybacks; and
4. Net debt paydown.

Each of these characteristics will be measured on a one-month to 12-month basis by the Underlying Index methodology, and no single measurement will be dispositive. Pursuant to the methodology of the Underlying Index, the 100 issuers that have exhibited, in the aggregate, the strongest cash flows, the highest dividends paid to shareholders, and net stock buybacks and debt paydown will be included in the Underlying Index. Although securities in the Underlying Index may be denominated in either the U.S. dollar or other currencies and may include securities of companies in any industry and of any market capitalization, the Underlying Index is weighted based only on publicly available data and includes screens to limit its country and sector concentration to 30% and 25%, respectively, in order to seek to ensure its liquidity and investability. Other screens also will exclude as components any foreign issuers whose securities are highly restricted or illegal for U.S. persons to own, including due to the imposition of sanctions by the U.S. Government.

The Fund may invest up to 20% of its net assets in instruments not included in the Underlying Index, but which Cambria Investment Management, L.P. (“Cambria”), the Fund’s investment adviser, believes will help the Fund track the Underlying Index. For example, there may be instances in which Cambria may choose to purchase or sell securities not in the Underlying Index which Cambria believes are appropriate to substitute for one or more such securities.

The Fund employs a “passive management”--or indexing-- investment approach and seeks to track the performance of the Underlying Index. To track the performance of the Underlying Index, the Fund intends to employ a replication strategy, which means that the Fund will typically invest in substantially all of the components of the Underlying Index in approximately the same proportions as the Underlying Index.

The Underlying Index was developed by Cambria Indices, LLC, an affiliate of Cambria, and is calculated by Solactive, AG, which is not affiliated with the Fund or Cambria. The Underlying Index is rebalanced and reconstituted quarterly. To the extent that the Underlying Index concentrates (*i.e.*, holds 25% or more of its total assets) in the securities of a particular industry or group of industries, the Fund is expected to concentrate to approximately the same extent.

PRINCIPAL RISKS

An investment in the Fund involves risk, including those described below. *There is no assurance that the Fund will achieve its investment objective.* An investor may lose money by investing in the Fund.

Concentration Risk. To the extent the Underlying Index is concentrated in a particular industry or group of industries, the Fund is also expected to be concentrated in that industry or group of industries. As a result, the Fund may be susceptible to loss due to adverse occurrences affecting that industry or group of industries. As of July 31, 2017, the Fund and the Underlying Index had significant exposure to the consumer discretionary, financial services, information technology, and materials sectors.

Consumer Discretionary Sector Risk. The success of consumer product manufacturers and retailers is tied closely to the performance of the overall domestic and international economy, interest rates, competitive and consumer confidence. Success depends heavily on disposable household income and consumer spending.

Changes in demographics and consumer tastes can also affect the demand for, and success of, consumer products in the marketplace.

Energy Sector. The energy sector includes, for example, oil, gas, and consumable fuel companies. Energy companies can be substantially impacted by, among other things, the volatility of oil prices, worldwide supply and demand, worldwide economic growth, and political instability in oil or gas producing regions such as the Middle East and Eastern Europe.

Financial Services Sector Risk. Performance of companies in the financial services sector may be adversely impacted by many factors, including, among others, government regulations, economic conditions, credit rating downgrades, changes in interest rates, and decreased liquidity in credit markets. This sector has experienced significant losses in the recent past, and the impact of more stringent capital requirements and of recent or future regulation on any individual financial company or on the sector as a whole cannot be predicted.

Information Technology Sector Risk. Technology companies face intense competition, both domestically and internationally, which may have an adverse effect on profit margins. Technology companies may have limited product lines, markets, financial resources or personnel. The products of technology companies may face obsolescence due to rapid technological developments and frequent new product introduction, unpredictable changes in growth rates and competition for the services of qualified personnel. Companies in the technology sector are heavily dependent on patent and intellectual property rights. The loss or impairment of these rights may adversely affect the profitability of these companies.

Cyber Security Risk. The Fund, and its service providers, may be susceptible to operational and information security risks resulting from a breach in cyber security, including cyber-attacks. A breach in cyber security, intentional or unintentional, may adversely impact the Fund in many ways, including, but not limited to, disruption of the Fund's operational capacity, loss of proprietary information, theft or corruption of data, denial-of-service attacks on websites or network resources, and the unauthorized release of confidential information. Cyber-attacks affecting the Fund's third-party service providers, including Cambria, the custodian, and the transfer agent, market makers, Authorized Participants, or the issuers of securities in which the Fund invests may subject the Fund to many of the same risks associated with direct cyber security breaches.

Depository Receipts Risk. The risks of investments in depository receipts are substantially similar to Foreign Investment Risks. In addition, depository receipts may not track the price of the underlying foreign securities, and their value may change materially at times when the U.S. markets are not open for trading.

Dividend Paying Security Risk. Securities that pay high dividends as a group can fall out of favor with the market, causing these companies to underperform companies that do not pay high dividends. Also, changes in the dividend policies of companies owned by the Fund and the capital resources available for these companies' dividend payments may adversely affect the Fund.

Emerging Markets Risk. Emerging market investments are subject to the same risks as foreign investments and to additional risks due to greater political and economic uncertainties as well as a relative lack of information about issuers in such markets. Securities of emerging market issuers may become illiquid and be subject to volatility and high transaction costs.

Equity Investing Risk. The values of equity securities could decline generally or could underperform other investments due to factors affecting a specific issuer, market or securities markets generally.

Foreign Investment Risk. Returns on investments in foreign securities could be more volatile than, or trail the returns on, investments in U.S. securities. Exposures to foreign securities entail special risks, including risks due to: (i) differences in information available about foreign issuers; (ii) differences in investor protection standards in other jurisdictions; (iii) capital controls risks, including the risk of a foreign jurisdiction imposing restrictions on the ability to repatriate or transfer currency or other assets; (iv) political, diplomatic and economic risks; (v) regulatory risks; and (vi) foreign market and trading risks, including the costs of trading and risks of settlement in

foreign jurisdictions. In addition, the Fund's investments in securities denominated in other currencies could decline due to changes in local currency relative to the value of the U.S. dollar, which may affect the Fund's returns.

Geographic Investment Risk. To the extent the Fund invests a significant portion of its assets in the securities of companies of a single country or region, it is more likely to be impacted by events or conditions affecting that country or region. As of July 31, 2017, the Fund invests a significant portion of its assets in securities of companies in Taiwan and South Korea.

Russia Risk. The Fund may invest a significant portion of its assets in Russian securities. As a result of recent events involving Ukraine and the Russian Federation, the United States and the European Union have imposed sanctions on certain Russian individuals and entities. Additional broader sanctions may be imposed in the future. These sanctions may result in the decline of the value and liquidity of Russian securities and could also result in the immediate freeze of Russian securities, impairing the ability of the Fund to buy, sell, receive or deliver those securities. The Fund may seek to suspend redemptions in the event that an emergency exists in which it is not reasonably practicable for the Fund to dispose of its securities or to determine the value of its net assets.

International Closed-Market Trading Risk. Because the Fund's investments may be traded in markets that are closed when the Exchange is open, there are likely to be deviations between the current pricing of an underlying investment and stale investment pricing (*i.e.*, the last quote from its closed foreign market), resulting in premiums or discounts to NAV that may be greater than those experienced by other ETFs.

Investment Risk. An investment in the Fund is not a deposit of a bank and is not insured or guaranteed by the Federal Deposit Insurance Corporation or any other government agency. When you sell your Shares, they could be worth less than what you paid for them.

Large Capitalization Company Risk. The Fund's investments in large capitalization companies may underperform other segments of the market because they may be less responsive to competitive challenges and opportunities and unable to attain high growth rates during periods of economic expansion.

Market Events Risk. Turbulence in the financial markets and reduced liquidity may negatively affect issuers, which could have an adverse effect on the Fund. In addition, there is a risk that policy changes by the U.S. Government, Federal Reserve and/or other government actors, such as increasing interest rates, could cause increased volatility in financial markets and higher levels of Fund redemptions, which could have a negative impact on the Fund.

Operational Risk. The Fund and its service providers may experience disruptions that arise from human error, processing and communications errors, counterparty or third-party errors, technology or systems failures. Any such disruptions may have an adverse impact on the Fund.

Passive Investment Risk. The Fund is managed with a passive investment strategy, attempting to track the performance of the Underlying Index. As a result, the Fund expects to hold components of the Underlying Index regardless of their current or projected performance. Maintaining investments regardless of market conditions or the performance of individual investments could cause the Fund's return to be lower than if the Fund employed an active strategy.

Premium-Discount Risk. The Shares may trade above (premium) or below (discount) their net asset value (or "NAV"). The market prices of Shares will generally fluctuate in accordance with changes in NAV as well as the relative supply of, and demand for, Shares on the Exchange. This risk is heightened in times of market volatility or periods of steep market declines.

Quantitative Security Selection Risk. The Underlying Index’s use of quantitative techniques to determine whether securities should be included in the Underlying Index can be adversely affected if it relies on erroneous or outdated data. In addition, the quantitative model may be or become flawed, and factors that affect a security’s value can change over time and these changes may not be reflected in the quantitative model.

Secondary Market Trading Risk. Investors buying or selling Shares in the secondary market may pay brokerage commissions, which may be a significant proportional cost for investors seeking to buy or sell relatively small amounts of Shares. Although the Shares are listed on the Exchange, there can be no assurance that an active or liquid trading market for them will develop or be maintained. In addition, trading in Shares on the Exchange may be halted.

Small and Medium Capitalization Company Risk. Investing in securities of small and medium capitalization companies involves greater risk than customarily is associated with investing in larger, more established companies. These companies’ securities may be more volatile and less liquid than those of more established companies, and they may be more sensitive to market conditions.

Tracking Error Risk. Although the Fund attempts to track the performance of the Underlying Index, the Fund may not be able to duplicate its exact composition or return due to, among other things, fees and expenses paid by the Fund that are not reflected in the Underlying Index. If the Fund is small, it may experience greater tracking error to its Underlying Index than it otherwise would at higher asset levels.

Value Investment Risk. The Fund’s shareholder yield strategy is a value investment strategy that should be expected to underperform in growth markets. Value investments are subject to the risk that their intrinsic value may never be realized by the market.

PERFORMANCE

Performance information for the Fund is not provided because the Fund did not have a full calendar year of performance as of the date of this Prospectus. When provided, the information will provide some indication of the risks of investing in the Fund by showing how the Fund’s average annual returns compare with a broad measure of market performance. As always, please note that the Fund’s past performance (before and after taxes) does not necessarily indicate how the Fund will perform in the future. Updated performance is available at www.cambriafunds.com.

INVESTMENT ADVISER

Cambria Investment Management, L.P. serves as the investment adviser of the Fund.

PORTFOLIO MANAGERS

Mebane T. Faber is the portfolio manager for the Fund and has managed the Fund since its inception in 2016.

PURCHASE AND SALE OF FUND SHARES

The Fund issues and redeems Shares on a continuous basis only in large blocks of Shares, typically 50,000 Shares, called “Creation Units.” Creation Units are issued and redeemed in-kind for securities and/or for cash. Individual Shares may only be purchased and sold in secondary market transactions through brokers. Once created, individual Shares generally trade in the secondary market at market prices that change throughout the day. Market prices of Shares may be greater or less than their NAV.

TAX INFORMATION

Distributions you receive from the Fund are generally taxable to you as ordinary income for federal income tax purposes, except that distributions will be taxed to you at long-term capital gain rates to the extent reported by the Fund as “capital gain dividends” or “qualified dividend income,” and may also be subject to state or local taxes. Fund distributions may not be taxable to you if you are investing through a tax-advantaged retirement plan account or are a tax-exempt investor, although you may be taxed on withdrawals from your tax-advantaged account.

PURCHASES THROUGH BROKER-DEALERS AND OTHER FINANCIAL INTERMEDIARIES

If you purchase Shares through a broker-dealer or other financial intermediary, the Fund and its related companies may pay the intermediary for the sale of Shares and related services. These payments may create a conflict of interest by influencing the broker-dealer or other intermediary and your salesperson to recommend Shares over another investment. Ask your salesperson or visit your financial intermediary’s website for more information.

FUND SUMMARY

Cambria Sovereign Bond ETF

INVESTMENT OBJECTIVE

The Fund seeks income and capital appreciation from investments in securities and instruments that provide exposure to sovereign and quasi-sovereign bonds.

FEES AND EXPENSES

This table describes the fees and expenses that you may pay if you buy and hold Shares of the Fund. You may also pay brokerage commissions on the purchase and sale of Shares, which are not reflected in the table.

ANNUAL FUND OPERATING EXPENSES (EXPENSES THAT YOU PAY EACH YEAR AS A PERCENTAGE OF THE VALUE OF YOUR INVESTMENT)

Management Fee:	0.59%
Distribution and/or Service (12b-1) fees:	0.00%
Other Expenses:	0.00%
Acquired Fund Fees and Expenses:	0.02%
Total Annual Fund Operating Expenses:	0.61%

EXAMPLE

The following example is intended to help you compare the cost of investing in the Fund with the cost of investing in other funds. The example assumes that you invest \$10,000 in the Fund for the time periods indicated and then redeem all of your Shares at the end of those periods. The example also assumes that the Fund provides a return of 5% a year and that the operating expenses remain the same. The example does not reflect any brokerage commissions that you may pay on purchases and sales of Shares. Although your actual costs may be higher or lower, based on these assumptions, your costs would be:

One Year:	Three Years:	Five Years:	Ten Years:
\$62	\$195	\$340	\$762

PORTFOLIO TURNOVER

The Fund may pay transaction costs, including commissions, when it buys and sells securities (or “turns over” its portfolio). A higher portfolio turnover rate may indicate higher transaction costs and may result in higher taxes when Shares are held in a taxable account. These costs, which are not reflected in the annual fund operating expenses or in the example, affect the Fund’s performance. For the fiscal year ended April 30, 2017, the Fund’s portfolio turnover rate was 86% of the average value of its portfolio.

PRINCIPAL INVESTMENT STRATEGIES

Under normal market conditions, at least 80% of the value of the Fund’s net assets (plus borrowings for investment purposes) will be invested in sovereign and quasi-sovereign bonds. For the purposes of this policy, sovereign and quasi-sovereign bonds include such securities and instruments that provide exposure to securities that invest in or have exposure to such bonds, including exchange-traded products (“ETPs”) such as exchange-traded funds (“ETFs”) and exchange-traded notes (“ETNs”). The Fund will invest in emerging and developed countries,

including countries located in the G-20 and other countries. Potential issuer countries include, but are not limited to, Argentina, Australia, Brazil, Canada, Chile, China, Colombia, members of the European Union, including Greece, Hungary, Poland, and Romania, Hong Kong, India, Israel, Indonesia, Japan, Malaysia, Mexico, New Zealand, Norway, Peru, the Philippines, Russia, Saudi Arabia, Singapore, South Africa, South Korea, Sweden, Switzerland, Taiwan, Thailand, Turkey, the United Kingdom and the United States.

Sovereign bonds include debt securities issued by a national government, instrument or political sub-division. Quasi-sovereign bonds include debt securities issued by a supra-national government or a state-owned enterprise or agency. The sovereign and quasi-sovereign bonds that the Fund invests in may be denominated in local and foreign currencies. The Fund may invest in securities of any duration or maturity.

The Fund may invest up to 20% of its net assets in ETPs, including ETFs and ETNs, that invest in or provide exposure to sovereign and quasi-sovereign bonds, money market instruments or other high quality debt securities, cash or cash equivalents.

Cambria Investment Management, L.P., the Fund's investment adviser ("Cambria"), utilizes a quantitative model to select sovereign and quasi-sovereign bond exposures for the Fund. The model reviews various characteristics of potential investments, with yield as the largest determinant. Accordingly, the Fund may invest in high yield bonds rated below investment grade by Moody's Investors Service, Standard & Poor's or Fitch Ratings (commonly referred to as "junk bonds"), or unrated bonds that are determined by Cambria to be of such credit quality. By considering together the various characteristics of potential investments, the model identifies potential allocations for the Fund, as well as opportune times to make such allocations. A screen excludes foreign issuers whose securities are highly restricted or illegal for U.S. persons to own, including due to the imposition of sanctions by the U.S. Government.

Cambria has discretion on a daily basis to actively manage the Fund's portfolio in accordance with the Fund's investment objective. The Fund may sell a security when Cambria believes that the security is overvalued or better investment opportunities are available, to invest in cash and cash equivalents, or to meet redemptions. Cambria expects to rebalance to target allocations at least quarterly. As a result, the Fund may experience high portfolio turnover.

The Fund is non-diversified.

PRINCIPAL RISKS

An investment in the Fund involves risk, including those described below. *There is no assurance that the Fund will achieve its investment objective.* An investor may lose money by investing in the Fund.

Cash Redemption Risk. The Fund's investment strategy may require it to effect redemptions, in whole or in part, for cash. As a result, the Fund may be required to sell portfolio securities in order to obtain the cash needed to distribute redemption proceeds. This may cause the Fund to recognize investment income and/or capital gains or losses that it might not have recognized if it had completely satisfied the redemption in-kind. As a result, the Fund may be less tax efficient if it includes such a cash payment than if the in-kind redemption process was used exclusively. In addition, cash redemptions may incur higher brokerage costs than in-kind redemptions and these added costs may be borne by the Fund and negatively impact Fund performance.

Cyber Security Risk. The Fund, and its service providers, may be susceptible to operational and information security risks resulting from a breach in cyber security, including cyber-attacks. A breach in cyber security, intentional or unintentional, may adversely impact the Fund in many ways, including, but not limited to, disruption of the Fund's operational capacity, loss of proprietary information, theft or corruption of data, denial-of-service attacks on websites or network resources, and the unauthorized release of confidential information. Cyber-attacks affecting the Fund's third-party service providers, including Cambria, the custodian, and the transfer agent, market makers, Authorized Participants, or the issuers of securities in which the Fund invests may subject the Fund to many of the same risks associated with direct cyber security breaches.

Emerging Markets Risk. Emerging market investments are subject to the same risks as foreign investments and to additional risks due to greater political and economic uncertainties as well as a relative lack of information about issuers in such markets. Securities of emerging market issuers may become illiquid and be subject to volatility and high transaction costs.

Exchange-Traded Funds and Exchange-Traded Products and Investment Companies Risk. The risks of investing in securities of ETFs, ETPs and investment companies typically reflect the risks of the types of instruments in which the underlying ETF, ETP or investment company invests. In addition, with such investments, the Fund bears its proportionate share of the fees and expenses of the underlying entity. As a result, the Fund's operating expenses may be higher and performance may be lower.

Exchange-Traded Notes Risk. Because ETNs are unsecured, unsubordinated debt securities, an investment in an ETN exposes the Fund to the risk that an ETN's issuer may be unable to pay. In addition, as with investments in other ETPs, the Fund will bear its proportionate share of the fees and expenses of the ETN, which may cause the Fund's operating expenses to be higher and its performance to be lower.

Fixed Income Risk. A decline in an issuer's credit rating may cause a decrease in the value of its fixed income securities and an increase in their investment risk and volatility. During periods of falling interest rates, an issuer of a callable bond held by the Fund may "call" (or repay) the security before its stated maturity, and the Fund may have to reinvest the proceeds at lower interest rates, resulting in a decline in the Fund's income. The market value of fixed income securities generally changes in response to changes in interest rates. As interest rates rise, the value of certain fixed income securities is likely to decrease. Similarly, if interest rates decline, the value of fixed income securities is likely to increase. Interest rate risk is generally lower for shorter-term investments and higher for longer-term investments. As of the date of this Prospectus, interest rates are near historic lows, but risks associated with rising interest rates are heightened given the Federal Reserve's recent interest rate hikes, which could signal an end to the historically low interest rate environment. To the extent that rates increase substantially and/or rapidly, the Fund may be subject to significant losses.

Foreign Investment Risk. Returns on investments in foreign securities could be more volatile than, or trail the returns on, investments in U.S. securities. Exposures to foreign securities entail special risks, including risks due to: (i) differences in information available about foreign issuers; (ii) differences in investor protection standards in other jurisdictions; (iii) capital controls risks, including the risk of a foreign jurisdiction imposing restrictions on the ability to repatriate or transfer currency or other assets; (iv) political, diplomatic and economic risks; (v) regulatory risks; and (vi) foreign market and trading risks, including the costs of trading and risks of settlement in foreign jurisdictions. In addition, the Fund's investments in securities denominated in other currencies could decline due to changes in local currency relative to the value of the U.S. dollar, which may affect the Fund's returns.

Geographic Investment Risk. To the extent the Fund invests a significant portion of its assets in the securities of companies of a single country or region, it is more likely to be impacted by events or conditions affecting that country or region.

Greece Risk. The Fund may invest a significant portion of its assets in the securities of Greek issuers. Recent geopolitical events in the European Union, and specifically in Greece, have destabilized Greece. The duration and outcome of the current situation cannot be predicted, and it is possible that Greece may exit the European Monetary Union, which would likely result in the redenomination and devaluation of the Greek currency and increase the potential for Greece to default on its other outstanding debts.

Events in Greece may adversely affect the value and liquidity of the Fund's investments in Greek issuers. For example, capital controls may restrict the Fund's ability to sell Greek securities and reinvest the proceeds. If the Athens Stock Exchange closes, current market quotations for the securities of Greek issuers normally traded there will not be available and the Fund will fair value any such securities in its portfolio. As a result, the market price of the Fund's shares may significantly deviate from the Fund's NAV. In addition, the unavailability of current market quotations from the Athens Stock Exchange may affect: the calculation of the

value of the Underlying Index and the calculation of the Fund's Intraday Indicative Value. As a result, the Fund's NAV may experience increased tracking error with respect to the Underlying Index.

Russia Risk. The Fund may invest a significant portion of its assets in Russian securities. As a result of recent events involving Ukraine and the Russian Federation, the United States and the European Union have imposed sanctions on certain Russian individuals and entities. Additional broader sanctions may be imposed in the future. These sanctions may result in the decline of the value and liquidity of Russian securities and could also result in the immediate freeze of Russian securities, impairing the ability of the Fund to buy, sell, receive or deliver those securities. The Fund may seek to suspend redemptions in the event that an emergency exists in which it is not reasonably practicable for the Fund to dispose of its securities or to determine the value of its net assets.

High Yield Securities Risk. High yield securities and unrated securities of comparable credit quality are subject to the increased risk of an issuer's inability to meet principal and interest payment obligations. High yield securities are subject to a greater risk of default and investments in them are inherently speculative. The secondary markets in which high yield securities are traded may be less liquid and more volatile than the market for higher grade securities.

International Closed-Market Trading Risk. Because the Fund's investments may be traded in markets that are closed when the Exchange is open, there are likely to be deviations between the current pricing of an underlying investment and stale investment pricing (*i.e.*, the last quote from its closed foreign market), resulting in premiums or discounts to NAV that may be greater than those experienced by other ETFs.

Investment Risk. An investment in the Fund is not a deposit of a bank and is not insured or guaranteed by the Federal Deposit Insurance Corporation or any other government agency. When you sell your Shares they could be worth less than what you paid for them.

Liquidity Risk. Liquidity risk exists when a particular investment is difficult to purchase or sell. A significant, rapid rise in interest rates may result in a period of volatility and increased redemptions if Fund securities become illiquid and are forced to sell the illiquid securities at disadvantageous times or prices. This could have a negative effect on the Fund's ability to achieve its investment objective and may result in losses to Fund shareholders.

Management Risk. The Fund is actively managed using proprietary investment strategies and processes. There can be no guarantee that these strategies and processes will be successful or that the Fund will achieve its investment objective.

Market Events Risk. Turbulence in the financial markets and reduced liquidity may negatively affect issuers, which could have an adverse effect on the Fund. In addition, there is a risk that policy changes by the U.S. Government, Federal Reserve and/or other government actors, such as increasing interest rates, could cause increased volatility in financial markets and higher levels of Fund redemptions, which could have a negative impact on the Fund.

Non-Diversification Risk. The Fund is non-diversified. Investment by the Fund in securities of a limited number of issuers may expose it to greater market risk and potential monetary losses than if its assets were diversified among the securities of a greater number of issuers.

Operational Risk. The Fund and its service providers may experience disruptions that arise from human error, processing and communications errors, counterparty or third-party errors, technology or systems failures. Any such disruptions may have an adverse impact on the Fund.

Portfolio Turnover Risk. The Fund's strategy may result in high portfolio turnover rates, which may increase the Fund's brokerage commission costs and negatively impact the Fund's performance. Such portfolio turnover also may generate net short-term capital gains.

Premium-Discount Risk. The Shares may trade above (premium) or below (discount) their net asset value (or “NAV”). The market prices of Shares will generally fluctuate in accordance with changes in NAV as well as the relative supply of, and demand for, Shares on the Exchange. This risk is heightened in times of market volatility or periods of steep market declines.

Quantitative Security Selection Risk. Cambria uses quantitative techniques to generate investment decisions and its processes and security selection can be adversely affected if it relies on erroneous or outdated data. In addition, the quantitative model may be or become flawed, and factors that affect a security’s value can change over time and these changes may not be reflected in the quantitative model.

Secondary Market Trading Risk. Investors buying or selling Shares in the secondary market may pay brokerage commissions or other charges, which may be a significant proportional cost for investors seeking to buy or sell relatively small amounts of Shares. Although the Shares are listed on the Exchange, there can be no assurance that an active or liquid trading market for them will develop or be maintained. In addition, trading in Shares on the Exchange may be halted.

Sovereign Debt Securities Risk. Investments in sovereign and quasi-sovereign debt obligations involve special risks not present in corporate debt obligations. The issuer of the sovereign debt or the authorities that control the repayment of the debt may be unable or unwilling to repay principal or interest when due, and the Fund may have limited recourse in the event of a default. During periods of economic uncertainty, the market prices of sovereign debt, and the Fund’s net asset value, may be more volatile than prices of U.S. debt obligations. In the past, certain non-U.S. markets have encountered difficulties in servicing their debt obligations, withheld payments of principal and interest and declared moratoria on the payment of principal and interest on their sovereign debts. These risks increase for lower-rated and high yield debt securities, as discussed in this Prospectus.

PERFORMANCE

Performance information for the Fund is not provided because the Fund did not have a full calendar year of performance as of the date of this Prospectus. When provided, the information will provide some indication of the risks of investing in the Fund by showing how the Fund’s average annual returns compare with a broad measure of market performance. As always, please note that the Fund’s past performance (before and after taxes) does not necessarily indicate how the Fund will perform in the future. Updated performance will be available at www.cambriafunds.com.

INVESTMENT ADVISER

Cambria Investment Management, L.P. serves as the investment adviser of the Fund.

PORTFOLIO MANAGERS

Mebane T. Faber is the portfolio manager for the Fund and has managed the Fund since its inception in 2016.

PURCHASE AND SALE OF FUND SHARES

The Fund issues and redeems Shares on a continuous basis only in large blocks of Shares, typically 50,000 Shares, called “Creation Units.” Creation Units are issued and redeemed in-kind for securities and/or for cash. Individual Shares may only be purchased and sold in secondary market transactions through brokers. Once created, individual Shares generally trade in the secondary market at market prices that change throughout the day. Market prices of Shares may be greater or less than their NAV.

The acquisition of Shares of the Fund by other investment companies is subject to the restrictions of Section 12(d)(1) of the Investment Company Act of 1940.

TAX INFORMATION

Distributions you receive from the Fund are generally taxable to you as ordinary income for federal income tax purposes, except that distributions will be taxed to you at long-term capital gain rates to the extent reported by the Fund as “capital gain dividends” or “qualified dividend income,” and may also be subject to state or local taxes. Fund distributions may not be taxable to you if you are investing through a tax-advantaged retirement plan account or are a tax-exempt investor, although you may be taxed on withdrawals from your tax-advantaged account.

PURCHASES THROUGH BROKER-DEALERS AND OTHER FINANCIAL INTERMEDIARIES

If you purchase Shares through a broker-dealer or other financial intermediary, the Fund and its related companies may pay the intermediary for the sale of Shares and related services. These payments may create a conflict of interest by influencing the broker-dealer or other intermediary and your salesperson to recommend Shares over another investment. Ask your salesperson or visit your financial intermediary’s website for more information.

FUND SUMMARY

Cambria Global Value ETF

INVESTMENT OBJECTIVE

The Fund seeks investment results that correspond (before fees and expenses) generally to the price and yield performance of its underlying index, the Cambria Global Value Index (the “Underlying Index”).

FEES AND EXPENSES

This table describes the fees and expenses that you may pay if you buy and hold Shares of the Fund. You may also pay brokerage commissions on the purchase and sale of Shares, which are not reflected in the table.

ANNUAL FUND OPERATING EXPENSES (EXPENSES THAT YOU PAY EACH YEAR AS A PERCENTAGE OF THE VALUE OF YOUR INVESTMENT)

Management Fee:	0.59%
Distribution and/or Service (12b-1) fees:	0.00%
Other Expenses:	0.09%
Custodial Expenses:	0.09%
Total Annual Fund Operating Expenses:	0.68%

EXAMPLE

The following example is intended to help you compare the cost of investing in the Fund with the cost of investing in other funds. The example assumes that you invest \$10,000 in the Fund for the time periods indicated and then redeem all of your Shares at the end of those periods. The example also assumes that the Fund provides a return of 5% a year and that the operating expenses remain the same. The example does not reflect any brokerage commissions that you may pay on purchases and sales of Shares. Although your actual costs may be higher or lower, based on these assumptions, your costs would be:

One Year:	Three Years:	Five Years:	Ten Years:
\$69	\$218	\$379	\$847

PORTFOLIO TURNOVER

The Fund may pay transaction costs, including commissions, when it buys and sells securities (or “turns over” its portfolio). A higher portfolio turnover rate may indicate higher transaction costs and may result in higher taxes when Shares are held in a taxable account. These costs, which are not reflected in the annual fund operating expenses or in the example, affect the Fund’s performance. For the fiscal year ended April 30, 2017, the Fund’s portfolio turnover rate was 16% of the average value of its portfolio.

PRINCIPAL INVESTMENT STRATEGIES

Under normal market conditions, the Fund will invest at least 80% of its total assets in the components of the Underlying Index and in depositary receipts representing components of the Underlying Index. The Underlying Index is comprised of equity securities of issuers located in developed and emerging countries, as well as exchange-traded funds composed of issuers located in such countries.

To be eligible for inclusion in the Underlying Index, an issuer must be domiciled, trade in or have exposure to a market that is undervalued, according to various valuation metrics including the cyclically adjusted price-to-earnings ratio, commonly known as the “CAPE Shiller P/E ratio.” These valuation metrics are derived by dividing the current market value of a reference index or asset by an inflation-adjusted normalized factor (typically earnings, book value, dividends, cash flows or sales) over the past seven to 10 years. The Underlying Index uses systematic quantitative screens to attempt to avoid overvalued markets on both a relative and absolute level. Although securities in the Underlying Index may be denominated in either the U.S. dollar or other currencies and may include securities of companies in any industry and may be of any market capitalization, the Underlying Index is weighted based only on publicly available data and includes screens to limit its country, sector and industry concentration to seek to ensure its liquidity and investability. Other screens also will exclude as components any foreign issuers whose securities are highly restricted or illegal for U.S. persons to own, including due to the imposition of sanctions by the U.S. Government. At least 40% of the Underlying Index is expected to be composed of securities of issuers located in at least three countries (including the United States).

The Fund employs a “passive management”--or indexing-- investment approach and seeks to track the performance of the Underlying Index. To track the performance of the Underlying Index, the Fund intends to employ a replication strategy, which means that the Fund will typically invest in substantially all of the components of the Underlying Index in approximately the same weights as they appear in the Underlying Index.

The Fund may invest up to 20% of its net assets in instruments not included in the Underlying Index, but which Cambria Investment Management, L.P. (“Cambria”), the Fund’s investment adviser believes will help the Fund track the Underlying Index. For example, there may be instances in which Cambria may choose to purchase or sell securities not in the Underlying Index which Cambria believes are appropriate to substitute for one or more such securities.

The Underlying Index was developed by Cambria Indices, LLC (the “Index Provider”), an affiliate of Cambria, and is calculated by Solactive, AG, which is not affiliated with the Fund or Cambria. The Index Provider rebalances and reconstitutes the Underlying Index yearly. To the extent that the Underlying Index concentrates (*i.e.*, holds 25% or more of its total assets) in the securities of a particular industry or group of industries, the Fund is expected to concentrate to approximately the same extent.

PRINCIPAL RISKS

An investment in the Fund involves risk, including those described below. *There is no assurance that the Fund will achieve its investment objective.* An investor may lose money by investing in the Fund.

Concentration Risk. To the extent the Underlying Index is concentrated in a particular industry or group of industries, the Fund is also expected to be concentrated in that industry or group of industries. As a result, the Fund may be susceptible to loss due to adverse occurrences affecting that industry or group of industries. As of July 31, 2017, the Fund was concentrated in the financial services sector and the Fund and the Underlying Index had significant exposure to the materials sector.

Financial Services Sector Risk. Performance of companies in the financial services sector may be adversely impacted by many factors, including, among others, government regulations, economic conditions, credit rating downgrades, changes in interest rates, and decreased liquidity in credit markets. This sector has experienced significant losses in the recent past, and the impact of more stringent capital requirements and of recent or future regulation on any individual financial company or on the sector as a whole cannot be predicted.

Materials Sector Risk. Issuers in the materials sector may be adversely affected by commodity price volatility, exchange rates, import controls, increased competition, depletion of resources, technical progress, labor relations and government regulations, among other factors. Issuers in the materials sector may be liable for environmental damage and product liability claims. Production of materials may exceed demand as a result of market imbalances or economic downturns, leading to poor investment returns.

Cyber Security Risk. The Fund, and its service providers, may be susceptible to operational and information security risks resulting from a breach in cyber security, including cyber-attacks. A breach in cyber security, intentional or unintentional, may adversely impact the Fund in many ways, including, but not limited to, disruption of the Fund's operational capacity, loss of proprietary information, theft or corruption of data, denial-of-service attacks on websites or network resources, and the unauthorized release of confidential information. Cyber-attacks affecting the Fund's third-party service providers, including Cambria, the custodian, and the transfer agent, market makers, Authorized Participants, or the issuers of securities in which the Fund invests may subject the Fund to many of the same risks associated with direct cyber security breaches.

Depository Receipts Risk. The risks of investments in depository receipts are substantially similar to Foreign Investment Risks. In addition, depository receipts may not track the price of the underlying foreign securities, and their value may change materially at times when the U.S. markets are not open for trading.

Dividend Paying Security Risk. Securities that pay high dividends as a group can fall out of favor with the market, causing these companies to underperform companies that do not pay high dividends. Also, changes in the dividend policies of companies owned by the Fund and the capital resources available for these companies' dividend payments may adversely affect the Fund.

Emerging Markets Risk. Emerging market investments are subject to the same risks as foreign investments and to additional risks due to greater political and economic uncertainties as well as a relative lack of information about issuers in such markets. Securities of emerging market issuers may become illiquid and be subject to volatility and high transaction costs.

Equity Investing Risk. The values of equity securities could decline generally or could underperform other investments due to factors affecting a specific issuer, market or securities markets generally.

Exchange-Traded Funds and Investment Companies Risk. The risks of investing in securities of ETFs and investment companies typically reflect the risks of the types of instruments in which the underlying ETF or investment company invests. In addition, with such investments, the Fund bears its proportionate share of the fees and expenses of the underlying entity. As a result, the Fund's operating expenses may be higher and performance may be lower.

Foreign Investment Risk. Returns on investments in foreign securities could be more volatile than, or trail the returns on, investments in U.S. securities. Exposures to foreign securities entail special risks, including risks due to: (i) differences in information available about foreign issuers; (ii) differences in investor protection standards in other jurisdictions; (iii) capital controls risks, including the risk of a foreign jurisdiction imposing restrictions on the ability to repatriate or transfer currency or other assets; (iv) political, diplomatic and economic risks; (v) regulatory risks; and (vi) foreign market and trading risks, including the costs of trading and risks of settlement in foreign jurisdictions. In addition, the Fund's investments in securities denominated in other currencies could decline due to changes in local currency relative to the value of the U.S. dollar, which may affect the Fund's returns.

Geographic Investment Risk. To the extent the Fund invests a significant portion of its assets in the securities of companies of a single country or region, it is more likely to be impacted by events or conditions affecting that country or region.

Greece Risk. The Fund may invest a significant portion of its assets in the securities of Greek issuers. Recent geopolitical events in the European Union, and specifically in Greece, have destabilized Greece. The duration and outcome of the current situation cannot be predicted, and it is possible that Greece may exit the European Monetary Union, which would likely result in the redenomination and devaluation of the Greek currency and increase the potential for Greece to default on its other outstanding debts.

Events in Greece may adversely affect the value and liquidity of the Fund's investments in Greek issuers. For example, capital controls may restrict the Fund's ability to sell Greek securities and reinvest the proceeds. If

the Athens Stock Exchange closes, current market quotations for the securities of Greek issuers normally traded there will not be available and the Fund will fair value any such securities in its portfolio. As a result, the market price of the Fund's shares may significantly deviate from the Fund's NAV. In addition, the unavailability of current market quotations from the Athens Stock Exchange may affect: the calculation of the value of the Underlying Index and the calculation of the Fund's Intraday Indicative Value. As a result, the Fund's NAV may experience increased tracking error with respect to the Underlying Index.

Russia Risk. The Fund may invest a significant portion of its assets in Russian securities. As a result of recent events involving Ukraine and the Russian Federation, the United States and the European Union have imposed sanctions on certain Russian individuals and entities. Additional broader sanctions may be imposed in the future. These sanctions may result in the decline of the value and liquidity of Russian securities and could also result in the immediate freeze of Russian securities, impairing the ability of the Fund to buy, sell, receive or deliver those securities. The Fund may seek to suspend redemptions in the event that an emergency exists in which it is not reasonably practicable for the Fund to dispose of its securities or to determine the value of its net assets.

International Closed-Market Trading Risk. Because the Fund's investments may be traded in markets that are closed when the Exchange is open, there are likely to be deviations between the current pricing of an underlying investment and stale investment pricing (*i.e.*, the last quote from its closed foreign market), resulting in premiums or discounts to NAV that may be greater than those experienced by other ETFs.

Investment Risk. An investment in the Fund is not a deposit of a bank and is not insured or guaranteed by the Federal Deposit Insurance Corporation or any other government agency. When you sell your Shares they could be worth less than what you paid for them.

Large Capitalization Company Risk. The Fund's investments in large capitalization companies may underperform other segments of the market because they may be less responsive to competitive challenges and opportunities and unable to attain high growth rates during periods of economic expansion.

Market Events Risk. Turbulence in the financial markets and reduced liquidity may negatively affect issuers, which could have an adverse effect on the Fund. In addition, there is a risk that policy changes by the U.S. Government, Federal Reserve and/or other government actors, such as increasing interest rates, could cause increased volatility in financial markets and higher levels of Fund redemptions, which could have a negative impact on the Fund.

Operational Risk. The Fund and its service providers may experience disruptions that arise from human error, processing and communications errors, counterparty or third-party errors, technology or systems failures. Any such disruptions may have an adverse impact on the Fund.

Passive Investment Risk. The Fund is managed with a passive investment strategy, attempting to track the performance of the Underlying Index. As a result, the Fund expects to hold components of the Underlying Index regardless of their current or projected performance. Maintaining investments regardless of market conditions or the performance of individual investments could cause the Fund's return to be lower than if the Fund employed an active strategy.

Premium-Discount Risk. The Shares may trade above (premium) or below (discount) their net asset value (or "NAV"). The market prices of Shares will generally fluctuate in accordance with changes in NAV as well as the relative supply of, and demand for, Shares on the Exchange. This risk is heightened in times of market volatility or periods of steep market declines.

Quantitative Security Selection Risk. The Underlying Index's use of quantitative techniques to determine whether securities should be included in the Underlying Index can be adversely affected if it relies on erroneous or outdated data. In addition, the quantitative model may be or become flawed, and factors that affect a security's value can change over time and these changes may not be reflected in the quantitative model.

Secondary Market Trading Risk. Investors buying or selling Shares in the secondary market may pay brokerage commissions, which may be a significant proportional cost for investors seeking to buy or sell relatively small amounts of Shares. Although the Shares are listed on the Exchange, there can be no assurance that an active or liquid trading market for them will develop or be maintained. In addition, trading in Shares on the Exchange may be halted.

Small and Medium Capitalization Company Risk. Investing in securities of small and medium capitalization companies involves greater risk than customarily is associated with investing in larger, more established companies. These companies' securities may be more volatile and less liquid than those of more established companies, and they may be more sensitive to market conditions.

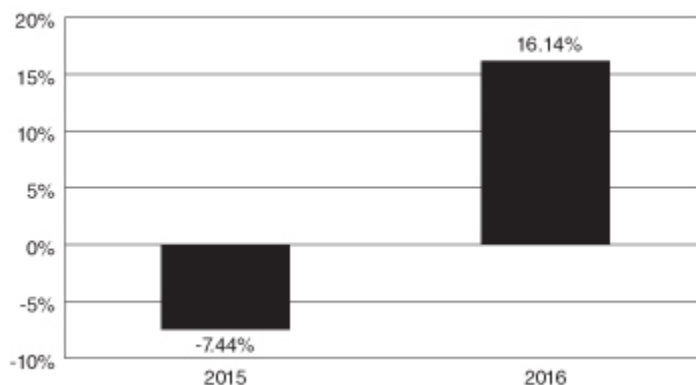
Tracking Error Risk. Although the Fund attempts to track the performance of the Underlying Index, the Fund may not be able to duplicate its exact composition or return due to, among other things, fees and expenses paid by the Fund that are not reflected in the Underlying Index. If the Fund is small, it may experience greater tracking error to its Underlying Index than it otherwise would at higher asset levels.

Value Investment Risk. Value investments are subject to the risk that their intrinsic value may never be realized by the market. Value investments tend to underperform in growth markets.

PERFORMANCE

The following bar chart and table indicate the risks of investing in the Fund by showing how the Fund's average annual total returns compare with those of a broad measure of market performance. All returns include the reinvestment of dividends and distributions. As always, please note that the Fund's past performance (before and after taxes) does not necessarily indicate how the Fund will perform in the future. Updated performance information is available at www.cambriafunds.com.

Total Annual Returns for Calendar Year Ended December 31



As of July 31, 2017, the Fund's year-to-date total return was 24.22%.

Best and Worst Quarter Returns (for the period reflected in the bar chart above)

Best: 9.01%, for the quarter ended 9/30/16

Worst: -9.03%, for the quarter ended 9/30/15

Average Annual Total Returns for the period ending December 31, 2016

Cambria Global Value ETF	1 Year	Since Inception (March 11, 2014)
Return Before Taxes	16.14%	-4.89%
Return After Taxes on Distributions.....	15.39%	-5.52%
Return After Taxes on Distributions and Sale of Fund Shares.....	9.67%	-3.76%
Cambria Global Value Index (Reflects no deduction for fees, expenses or taxes)...	16.97%	-4.48%
MSCI ACWI Index (Reflects no deduction for fees, expenses or taxes)*	8.48%	3.76%
S&P 500 Index (Reflects no deduction for fees, expenses or taxes*)	11.96%	8.93%

* Cambria believes that the MSCI ACWI Index is a more appropriate broad-based securities market index for performance comparison purposes than the S&P 500 Index based on the Fund's holdings.

Average annual total returns are shown on a before- and after-tax basis for the Fund. After-tax returns are calculated using the historical highest individual federal marginal income tax rates and do not reflect the impact of state and local taxes. Actual after-tax returns depend on an investor's tax situation and may differ from those shown. After-tax returns shown are not relevant to investors who hold shares through tax-deferred arrangements, such as 401(k) plans or individual retirement plans.

INVESTMENT ADVISER

Cambria Investment Management, L.P. serves as the investment adviser of the Fund.

PORTFOLIO MANAGERS

Mebane T. Faber is the portfolio manager for the Fund and has managed the Fund since its inception in 2014.

PURCHASE AND SALE OF FUND SHARES

The Fund issues and redeems Shares on a continuous basis only in large blocks of Shares, typically 50,000 Shares, called "Creation Units." Creation Units are issued and redeemed in-kind for securities and/or for cash. Individual Shares may only be purchased and sold in secondary market transactions through brokers. Once created, individual Shares generally trade in the secondary market at market prices that change throughout the day. Market prices of Shares may be greater or less than their NAV.

TAX INFORMATION

Distributions you receive from the Fund are generally taxable to you as ordinary income for federal income tax purposes, except that distributions will be taxed to you at long-term capital gain rates to the extent reported by the Fund as "capital gain dividends" or "qualified dividend income," and may also be subject to state or local taxes. Fund distributions may not be taxable to you if you are investing through a tax-advantaged retirement plan account or are a tax-exempt investor, although you may be taxed on withdrawals from your tax-advantaged account.

PURCHASES THROUGH BROKER-DEALERS AND OTHER FINANCIAL INTERMEDIARIES

If you purchase Shares through a broker-dealer or other financial intermediary, the Fund and its related companies may pay the intermediary for the sale of Shares and related services. These payments may create a conflict of interest by influencing the broker-dealer or other intermediary and your salesperson to recommend Shares over another investment. Ask your salesperson or visit your financial intermediary's website for more information.

FUND SUMMARY

Cambria Global Momentum ETF

INVESTMENT OBJECTIVE

Cambria Global Momentum ETF (the “Fund”) seeks to preserve and grow capital from investments in the U.S. and foreign equity, fixed income, commodity and currency markets, independent of market direction.

FEES AND EXPENSES

This table describes the fees and expenses that you may pay if you buy and hold Shares of the Fund. You may also pay brokerage commissions on the purchase and sale of Shares, which are not reflected in the table.

ANNUAL FUND OPERATING EXPENSES (EXPENSES THAT YOU PAY EACH YEAR AS A PERCENTAGE OF THE VALUE OF YOUR INVESTMENT)

Management Fee:	0.59%
Distribution and/or Service (12b-1) fees:	0.00%
Acquired Fund Fees and Expenses:	0.44%
Other Expenses:	0.00%
Total Annual Fund Operating Expenses:	1.03%

EXAMPLE

The following example is intended to help you compare the cost of investing in the Fund with the cost of investing in other funds. The example assumes that you invest \$10,000 in the Fund for the time periods indicated and then redeem all of your Shares at the end of those periods. The example also assumes that the Fund provides a return of 5% a year and that the operating expenses remain the same. The example does not reflect any brokerage commissions that you may pay on purchases and sales of Shares. Although your actual costs may be higher or lower, based on these assumptions, your costs would be:

One Year:	Three Years:	Five Years:	Ten Years:
\$105	\$328	\$569	\$1,259

PORTFOLIO TURNOVER

The Fund may pay transaction costs, including commissions, when it buys and sells securities (or “turns over” its portfolio). A higher portfolio turnover rate may indicate higher transaction costs and may result in higher taxes when Shares are held in a taxable account. These costs, which are not reflected in the annual fund operating expenses or in the example, affect the Fund’s performance. For the fiscal year ended April 30, 2017, the Fund’s portfolio turnover rate was 106% of the average value of its portfolio.

PRINCIPAL INVESTMENT STRATEGIES

The Fund is considered a “fund of funds” that seeks to achieve its investment objective by primarily investing in other exchange-traded funds (the “ETFs”) and other exchange traded products (“ETPs”) including, but not limited to, exchange-traded notes (“ETNs”), exchange traded currency trusts, closed-end funds, and real estate investment trusts (together, “Underlying Vehicles”) that offer diversified exposure, including inverse exposure, to global regions (including emerging markets), countries, styles (*i.e.*, market capitalization, value, growth, etc.) and sectors. The Fund will invest in Underlying Vehicles spanning all the major world asset and instrument classes including equities, bonds (including high yield bonds, which are commonly referred to as “junk bonds”), real estate, derivatives, commodities, and currencies.

The Fund’s investment adviser, Cambria Investment Management, L.P. (“Cambria”), will actively manage the Fund’s portfolio utilizing a quantitative strategy with risk management controls in an attempt to protect capital. Cambria’s model combines momentum and trend factors to select Underlying Vehicles for the Fund. Quantitative screens exclude foreign issuers whose securities are highly restricted or illegal for U.S. persons to own, including due to the imposition of sanctions by the U.S. Government. The Fund looks to allocate to the top-performing assets based on absolute and relative momentum, typically measured over periods of less than two years.

Through Underlying Vehicles, the Fund may have exposure to companies in any industry and of any market capitalization. In addition to Underlying Vehicles, the Fund may invest up to 20% of its net assets directly in other securities and financial instruments, including futures, cash and cash equivalents. Under normal market conditions, the Fund expects to invest at least 40% of its net assets in securities of issuers located in at least three different countries (including the United States).

The Fund may sell a security when Cambria believes that the security is overvalued or better investment opportunities are available, to invest in cash and cash equivalents, or to meet redemptions. Cambria expects to rebalance to target allocations monthly. As a result, the Fund may experience high portfolio turnover.

- ETFs are registered investment companies whose shares are exchange-traded and give investors a proportional interest in the pool of securities and other assets held by the ETF.
- ETPs are exchange-traded equity securities whose value derives from an underlying asset or portfolio of assets, which may correlate to a benchmark, such as a commodity, currency, interest rate or index. ETFs are one type of ETP.
- ETNs are unsecured and unsubordinated debt securities whose value derives, in part, from an underlying asset or benchmark and, in part, from the credit quality of the issuer.

PRINCIPAL RISKS

An investment in the Fund involves risk, including those described below, which includes risks the Fund may be subject to due to investments in Underlying Vehicles. *There is no assurance that the Fund will achieve its investment objective.* An investor may lose money by investing in the Fund.

Commodity Investing Risk. Investing in commodity-related companies may subject the Fund to greater volatility than investments in traditional securities. The commodities markets have experienced periods of extreme volatility. Similar future market conditions may result in rapid and substantial valuation increases or decreases in the Fund's holdings.

Currency Strategies Risk. Currency exchange rates may fluctuate significantly over short periods of time and can be unpredictably affected by political developments or government intervention. Changes in currency exchange rates may affect the U.S. Dollar value of the Fund's investments.

Cyber Security Risk. The Fund, and its service providers, may be susceptible to operational and information security risks resulting from a breach in cyber security, including cyber-attacks. A breach in cyber security, intentional or unintentional, may adversely impact the Fund in many ways, including, but not limited to, disruption of the Fund's operational capacity, loss of proprietary information, theft or corruption of data, denial-of-service attacks on websites or network resources, and the unauthorized release of confidential information. Cyber-attacks affecting the Fund's third-party service providers, including Cambria, the custodian, and the transfer agent, market makers, Authorized Participants, or the issuers of securities in which the Fund invests may subject the Fund to many of the same risks associated with direct cyber security breaches.

Derivatives Risk. Derivatives, such as futures, can be volatile, and a small investment in a derivative can have a large impact on the performance of the Fund as derivatives can result in losses in excess of the amount invested. Other risks of investments in derivatives include risks of default by the other party to the derivative transactions; risks that the transactions may result in losses that partially or completely offset gains in portfolio positions; and risks that the derivative transaction may not be liquid.

Emerging Markets Risk. Emerging market investments are subject to the same risks as foreign investments and to additional risks due to greater political and economic uncertainties as well as a relative lack of information about issuers in such markets. Securities of emerging market issuers may become illiquid and be subject to volatility and high transaction costs.

Equity Investing Risk. The values of equity securities could decline generally or could underperform other investments due to factors affecting a specific issuer, market or securities markets generally.

Exchange-Traded Funds and Exchange-Traded Products and Investment Companies Risk. The risks of investing in securities of ETFs, ETPs and investment companies typically reflect the risks of the types of instruments in which the underlying ETF, ETP or investment company invests. In addition, with such investments, the Fund bears its proportionate share of the fees and expenses of the underlying entity. As a result, the Fund's operating expenses may be higher and performance may be lower.

Exchange-Traded Notes Risk. Because ETNs are unsecured, unsubordinated debt securities, an investment in an ETN exposes the Fund to the risk that an ETN's issuer may be unable to pay. In addition, as with investments in other ETPs, the Fund will bear its proportionate share of the fees and expenses of the ETN, which may cause the Fund's operating expenses to be higher and its performance to be lower.

Fixed Income Risk. A decline in an issuer's credit rating may cause a decrease in the value of its fixed income securities and an increase in their investment risk and volatility. During periods of falling interest rates, an issuer of a callable bond held by the Fund may "call" (or repay) the security before its stated maturity, and the Fund may have to reinvest the proceeds at lower interest rates, resulting in a decline in the Fund's income. The market value of fixed income securities generally changes in response to changes in interest rates. As interest rates rise, the

value of certain fixed income securities is likely to decrease. Similarly, if interest rates decline, the value of fixed income securities is likely to increase. Interest rate risk is generally lower for shorter-term investments and higher for longer-term investments. As of the date of this Prospectus, interest rates are near historic lows, but risks associated with rising interest rates are heightened given the Federal Reserve's recent interest rate hikes, which could signal an end to the historically low interest rate environment. To the extent that rates increase substantially and/or rapidly, the Fund may be subject to significant losses.

Foreign Investment Risk. Returns on investments in foreign securities could be more volatile than, or trail the returns on, investments in U.S. securities. Exposures to foreign securities entail special risks, including risks due to: (i) differences in information available about foreign issuers; (ii) differences in investor protection standards in other jurisdictions; (iii) capital controls risks, including the risk of a foreign jurisdiction imposing restrictions on the ability to repatriate or transfer currency or other assets; (iv) political, diplomatic and economic risks; (v) regulatory risks; and (vi) foreign market and trading risks, including the costs of trading and risks of settlement in foreign jurisdictions. In addition, the Fund's investments in securities denominated in other currencies could decline due to changes in local currency relative to the value of the U.S. dollar, which may affect the Fund's returns.

Geographic Investment Risk. To the extent the Fund invests a significant portion of its assets in the securities of companies of a single country or region, it is more likely to be impacted by events or conditions affecting that country or region.

High Yield Securities Risk. High yield securities and unrated securities of comparable credit quality are subject to the increased risk of an issuer's inability to meet principal and interest payment obligations. High yield securities are subject to a greater risk of default and investments in them are inherently speculative. The secondary markets in which high yield securities are traded may be less liquid and more volatile than the market for higher grade securities.

International Closed-Market Trading Risk. Because the Fund's investments may be traded in markets that are closed when the Exchange is open, there are likely to be deviations between the current pricing of an underlying investment and stale investment pricing (*i.e.*, the last quote from its closed foreign market), resulting in premiums or discounts to NAV that may be greater than those experienced by other ETFs.

Investment Risk. An investment in the Fund is not a deposit of a bank and is not insured or guaranteed by the Federal Deposit Insurance Corporation or any other government agency. When you sell your Shares of the Fund, they could be worth less than what you paid for them.

Large Capitalization Company Risk. The Fund's investments in large capitalization companies may underperform other segments of the market because they may be less responsive to competitive challenges and opportunities and unable to attain high growth rates during periods of economic expansion.

Leveraging Risk. Certain of Fund's investments may expose the Fund to leverage, causing the Fund's value to be more volatile.

Liquidity Risk. Liquidity risk exists when a particular investment is difficult to purchase or sell. A significant, rapid rise in interest rates may result in a period of volatility and increased redemptions if Fund securities become illiquid and are forced to sell the illiquid securities at disadvantageous times or prices. This could have a negative effect on the Fund's ability to achieve its investment objective and may result in losses to Fund shareholders.

Management Risk. The Fund is actively managed using proprietary investment strategies and processes. There can be no guarantee that these strategies and processes will be successful or that the Fund will achieve its investment objective.

Market Events Risk. Turbulence in the financial markets and reduced liquidity may negatively affect issuers, which could have an adverse effect on the Fund. In addition, there is a risk that policy changes by the U.S.

Government, Federal Reserve and/or other government actors, such as increasing interest rates, could cause increased volatility in financial markets and higher levels of Fund redemptions, which could have a negative impact on the Fund.

Momentum Investing Risk. The Fund employs a “momentum” style of investing that emphasizes investing in securities that have had higher recent price performance compared to other securities. This style of investing is subject to the risk that these securities may be more volatile than a broad cross-section of securities or that the returns on securities that have previously exhibited price momentum are less than returns on other styles of investing or the overall stock market. High momentum may also be a sign that the securities’ prices have peaked. Momentum can turn quickly and cause significant variation from other types of investments. The Fund may experience significant losses if momentum stops, turns or otherwise behaves differently than predicted.

Operational Risk. The Fund and its service providers may experience disruptions that arise from human error, processing and communications errors, counterparty or third-party errors, technology or systems failures. Any such disruptions may have an adverse impact on the Fund.

Portfolio Turnover Risk. The Fund’s or an Underlying Vehicle’s strategy may result in high portfolio turnover rates, which may increase the Fund’s or an Underlying Vehicle’s brokerage commission costs and negatively impact the Fund’s performance. Such portfolio turnover also may generate net short-term capital gains.

Premium-Discount Risk. The Shares may trade above (premium) or below (discount) their net asset value (or “NAV”). The market prices of Shares will generally fluctuate in accordance with changes in NAV as well as the relative supply of, and demand for, Shares on the Exchange. This risk is heightened in times of market volatility or periods of steep market declines.

Quantitative Security Selection Risk. Cambria uses quantitative techniques to generate investment decisions and its processes and stock selection can be adversely affected if it relies on erroneous or outdated data. In addition, the quantitative model may be or become flawed, and factors that affect a security’s value can change over time and these changes may not be reflected in the quantitative model.

Real Estate Investments Risk. The Fund is subject to the risks related to investments in real estate, including declines in the real estate market, decreases in property revenues, increases in interest rates, increases in property taxes and operating expenses, legal and regulatory changes, a lack of credit or capital, defaults by borrowers or tenants, environmental problems and natural disasters.

REIT Risk. In addition to the risks associated with the real estate industry, REITs are subject to additional risks, including those related to adverse governmental actions and the potential failure to qualify for tax-free pass through of income and exemption from registration as an investment company. REITs are dependent upon specialized management skills and may invest in relatively few properties, a small geographic area or a small number of property types. As a result, investments in REITs may be volatile. REITs are pooled investment vehicles with their own fees and expenses and the Fund will indirectly bear a proportionate share of those fees and expenses.

Secondary Market Trading Risk. Investors buying or selling Shares in the secondary market may pay brokerage commissions, which may be a significant proportional cost for investors seeking to buy or sell relatively small amounts of Shares. Although the Shares are listed on the Exchange, there can be no assurance that an active or liquid trading market for them will develop or be maintained. In addition, trading in Shares on the Exchange may be halted.

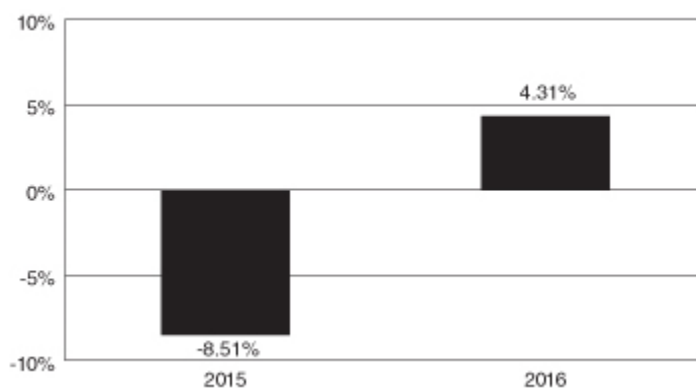
Small and Medium Capitalization Company Risk. Investing in securities of small and medium capitalization companies involves greater risk than customarily is associated with investing in larger, more established companies. These companies’ securities may be more volatile and less liquid than those of more established companies, and they may be more sensitive to market conditions.

Underlying Vehicle Counterparty and Leverage Risk. Through its investments in Underlying Vehicles the Fund may be indirectly exposed to additional risks. For example, if an Underlying Vehicle contracts with a counterparty, the Fund indirectly bears the risk that the counterparty fails to honor its obligations, causing the Underlying Vehicle, and therefore the Fund, to lose money and decline in value. Derivatives used by Underlying Vehicles may include leverage, allowing them to obtain the right to a return on stipulated capital that exceeds the amount paid or invested. Use of leverage is speculative and could magnify losses. Although certain Underlying Vehicles may segregate liquid assets to cover the market value of its obligations under the derivatives, this will not prevent losses of amounts in excess of the segregated assets. Other Underlying Vehicles may not employ any risk management procedures at all, leading to even greater losses. Due to the Fund's investments in Underlying Vehicles, the value of the Fund's Shares may be volatile.

PERFORMANCE

The following bar chart and table indicate the risks of investing in the Fund by showing how the Fund's average annual total returns compare with those of a broad measure of market performance. All returns include the reinvestment of dividends and distributions. As always, please note that the Fund's past performance (before and after taxes) does not necessarily indicate how the Fund will perform in the future. Updated performance information is available at www.cambriafunds.com.

Total Annual Returns for Calendar Year Ended December 31



As of July 31, 2017, the Fund's year-to-date total return was 12.49%.

Best and Worst Quarter Returns (for the period reflected in the bar chart above)

Best: 2.92%, for the quarter ended 6/30/16

Worst: -4.77%, for the quarter ended 9/30/15

Average Annual Total Returns for the period ending December 31, 2016

Cambria Global Momentum ETF	1 Year	Since Inception (November 4, 2014)
Return Before Taxes	4.31%	-1.48%
Return After Taxes on Distributions.....	3.56%	-2.27%
Return After Taxes on Distributions and Sale of Fund Shares	2.39%	-1.44%
S&P 500 Index (Reflects no deduction for fees, expenses or taxes)	11.96%	7.23%
S&P Balanced Equity & Bond Moderate Index (Reflects no deduction for fees, expenses or taxes)	6.65%	4.75%

Average annual total returns are shown on a before- and after-tax basis for the Fund. After-tax returns are calculated using the historical highest individual federal marginal income tax rates and do not reflect the impact of state and local taxes. Actual after-tax returns depend on an investor's tax situation and may differ from those shown. After-tax returns shown are not relevant to investors who hold shares through tax-deferred arrangements, such as 401(k) plans or individual retirement plans.

INVESTMENT ADVISER

Cambria Investment Management, L.P. serves as the investment adviser of the Fund.

PORTFOLIO MANAGERS

Mebane T. Faber is the portfolio manager for the Fund and has managed the Fund since its inception in 2014.

PURCHASE AND SALE OF FUND SHARES

The Fund issues and redeems Shares on a continuous basis only in large blocks of Shares, typically 50,000 Shares, called "Creation Units." Creation Units are issued and redeemed in-kind for securities and/or for cash. Individual Shares may only be purchased and sold in secondary market transactions through brokers. Once created, individual Shares generally trade in the secondary market at market prices that change throughout the day. Market prices of Shares may be greater or less than their NAV.

The acquisition of Shares of the Fund by other investment companies is subject to the restrictions of Section 12(d)(1) of the Investment Company Act of 1940.

TAX INFORMATION

Distributions you receive from the Fund are generally taxable to you as ordinary income for federal income tax purposes, except that distributions will be taxed to you at long-term capital gain rates to the extent reported by the Fund as "capital gain dividends" or "qualified dividend income," and may also be subject to state or local taxes. Fund distributions may not be taxable to you if you are investing through a tax-advantaged retirement plan account or are a tax-exempt investor, although you may be taxed on withdrawals from your tax-advantaged account.

PURCHASES THROUGH BROKER-DEALERS AND OTHER FINANCIAL INTERMEDIARIES

If you purchase Shares through a broker-dealer or other financial intermediary, the Fund and its related companies may pay the intermediary for the sale of Shares and related services. These payments may create a conflict of interest by influencing the broker-dealer or other intermediary and your salesperson to recommend Shares over another investment. Ask your salesperson or visit your financial intermediary's website for more information.

FUND SUMMARY

Cambria Value and Momentum ETF

INVESTMENT OBJECTIVE

The Fund seeks income and capital appreciation from investments in the U.S. equity market.

FEES AND EXPENSES

This table describes the fees and expenses that you may pay if you buy and hold Shares of the Fund. You may also pay brokerage commissions on the purchase and sale of Shares, which are not reflected in the table.

ANNUAL FUND OPERATING EXPENSES (EXPENSES THAT YOU PAY EACH YEAR AS A PERCENTAGE OF THE VALUE OF YOUR INVESTMENT)

Management Fee:	0.59%
Distribution and/or Service (12b-1) fees:	0.00%
Other Expenses:	0.00%
Total Annual Fund Operating Expenses:	0.59%

EXAMPLE

The following example is intended to help you compare the cost of investing in the Fund with the cost of investing in other funds. The example assumes that you invest \$10,000 in the Fund for the time periods indicated and then redeem all of your Shares at the end of those periods. The example also assumes that the Fund provides a return of 5% a year and that the operating expenses remain the same. The example does not reflect any brokerage commissions that you may pay on purchases and sales of Shares. Although your actual costs may be higher or lower, based on these assumptions, your costs would be:

One Year:	Three Years:	Five Years:	Ten Years:
\$60	\$189	\$329	\$738

PORTFOLIO TURNOVER

The Fund may pay transaction costs, including commissions, when it buys and sells securities (or “turns over” its portfolio). A higher portfolio turnover rate may indicate higher transaction costs and may result in higher taxes when Shares are held in a taxable account. These costs, which are not reflected in annual fund operating expenses or in the example, affect the Fund’s performance. For the fiscal year ended April 30, 2017, the Fund’s portfolio turnover rate was 76% of the average value of its portfolio.

PRINCIPAL INVESTMENT STRATEGIES

The Fund will seek to achieve its investment objective by investing, under normal market conditions, at least 80% of the value of the Fund’s net assets in U.S. exchange-listed equity securities that are undervalued according to various valuation metrics, including the cyclically adjusted price-to-earnings ratio, commonly known as the “CAPE Shiller P/E ratio.” For the purposes of this policy, the Fund may invest in investments that provide exposure to such securities. These valuation metrics are derived by dividing the current market value of a reference index or asset by an inflation-adjusted normalized factor (typically earnings, book value, dividends, cash flows or sales) over the past seven to ten years. The Fund’s investment adviser, Cambria Investment Management, L.P.

(“Cambria”), intends to employ systematic quantitative strategies in an effort to avoid overvalued and downtrending markets.

In attempting to avoid overvalued and downtrending markets, the Fund may hedge up to 100% of the value of the Fund's long portfolio. The Fund may use derivatives, including U.S. exchange-traded stock index futures or options thereon, to attempt to effectuate such hedging during times when Cambria believes that the U.S. equity market is overvalued from a valuation standpoint, or Cambria's models identify unfavorable trends and momentum in the U.S. equity market. During certain periods, including to collateralize the Fund's investments in futures contracts, the Fund may invest up to 20% of the value of its net assets in U.S. dollar and non-U.S. dollar denominated money market instruments or other high quality debt securities, or ETFs that invest in these instruments.

The Fund may invest in securities of companies in any industry, but will limit the maximum allocation to any particular sector to 25%. Although the Fund generally expects to invest in companies with larger market capitalizations, the Fund may also invest in small- and mid-capitalization companies. Filters will be implemented to screen for companies that pass sector concentration and liquidity requirements. Screens also will exclude foreign issuers whose securities are highly restricted or illegal for U.S. persons to own, including due to the imposition of sanctions by the U.S. Government.

Cambria will utilize a quantitative model that combines value and momentum factors to identify which securities the Fund may purchase and sell and opportune times for purchases and sales. The Fund will look to allocate to the top performing value stocks based on value factors as well as absolute and relative momentum. Value will typically be measured on a longer time horizon (five to ten years) than momentum (typically less than one year).

The Fund may invest in U.S. exchange-listed preferred stocks. Preferred stocks include convertible and non-convertible preferred and preference stocks that are senior to common stock. The Fund may also invest in U.S. exchange-listed real estate investment trusts (“REITs”) and engage in short sales of securities.

Cambria has discretion on a daily basis to actively manage the Fund's portfolio in accordance with the Fund's investment objective. The Fund may sell a security when Cambria believes that the security is overvalued or better investment opportunities are available, to invest in cash and cash equivalents, or to meet redemptions. Cambria expects to rebalance to target allocations monthly. As a result, the Fund may experience high portfolio turnover.

PRINCIPAL RISKS

An investment in the Fund involves risk, including those described below. *There is no assurance that the Fund will achieve its investment objective.* An investor may lose money by investing in the Fund.

Concentration Risk. To the extent that the Fund's investments are concentrated in a particular industry or group of industries, the Fund may be susceptible to loss due to adverse occurrences affecting that industry or group of industries. As of July 31, 2017, the Fund was concentrated in the financial services sector and the Fund had significant exposure to the industrial and information technology sectors.

Financial Services Sector Risk. Performance of companies in the financial services sector may be adversely impacted by many factors, including, among others, government regulations, economic conditions, credit rating downgrades, changes in interest rates, and decreased liquidity in credit markets. This sector has experienced significant losses in the recent past, and the impact of more stringent capital requirements and of recent or future regulation on any individual financial company or on the sector as a whole cannot be predicted.

Industrial Sector Risk. Issuers in the industrial sector are affected by supply and demand, both for their specific product or service and for industrial sector products in general. The products of such issuers may face obsolescence due to rapid technological developments and frequent new product introduction. Government regulations, world events, economic conditions and exchange rates affect the performance of companies in the industrial sector. Issuers in the industrial sector may be adversely affected by liability for environmental

damage, product liability claims and exchange rates. The industrial sector may also be adversely affected by changes or trends in commodity prices, which may be influenced by unpredictable factors.

Information Technology Sector Risk. Technology companies face intense competition, both domestically and internationally, which may have an adverse effect on profit margins. Technology companies may have limited product lines, markets, financial resources or personnel. The products of technology companies may face obsolescence due to rapid technological developments and frequent new product introduction, unpredictable changes in growth rates and competition for the services of qualified personnel. Companies in the technology sector are heavily dependent on patent and intellectual property rights. The loss or impairment of these rights may adversely affect the profitability of these companies.

Cyber Security Risk. The Fund, and its service providers, may be susceptible to operational and information security risks resulting from a breach in cyber security, including cyber-attacks. A breach in cyber security, intentional or unintentional, may adversely impact the Fund in many ways, including, but not limited to, disruption of the Fund's operational capacity, loss of proprietary information, theft or corruption of data, denial-of-service attacks on websites or network resources, and the unauthorized release of confidential information. Cyber-attacks affecting the Fund's third-party service providers, including Cambria, the custodian, and the transfer agent, market makers, Authorized Participants, or the issuers of securities in which the Fund invests may subject the Fund to many of the same risks associated with direct cyber security breaches.

Derivatives Risk. Derivatives, such as futures and options, can be volatile, and a small investment in a derivative can have a large impact on the performance of the Fund as derivatives can result in losses in excess of the amount invested. Other risks of investments in derivatives include that the transactions may result in losses that partially or completely offset gains in portfolio positions and that the derivative transaction may not be liquid.

Dividend Paying Security Risk. Securities that pay high dividends as a group can fall out of favor with the market, causing these companies to underperform companies that do not pay high dividends. Also, changes in the dividend policies of companies owned by the Fund and the capital resources available for these companies' dividend payments may adversely affect the Fund.

Equity Investing Risk. The values of equity securities could decline generally or could underperform other investments due to factors affecting a specific issuer, market or securities markets generally.

Exchange-Traded Funds and Investment Companies Risk. The risks of investing in securities of ETFs and other investment companies typically reflect the risks of the types of instruments in which the underlying ETF or investment company invests. In addition, with such investments, the Fund bears its proportionate share of the fees and expenses of the underlying entity. As a result, the Fund's operating expenses may be higher and performance may be lower.

Futures Contracts Risk. Risks associated with the use of futures contracts include the following: (i) an imperfect correlation between movements in prices of index futures contracts and movements in the value of the stock index that the instrument is designed to simulate; and (ii) the possibility of an illiquid secondary market for a futures contract and the resulting inability to close a position prior to its maturity date. Investments in futures may expose the Fund to leverage.

Investment Risk. An investment in the Fund is not a deposit of a bank and is not insured or guaranteed by the Federal Deposit Insurance Corporation or any other government agency. When you sell your Shares, they could be worth less than what you paid for them.

Large Capitalization Company Risk. The Fund's investments in large capitalization companies may underperform other segments of the market because they may be less responsive to competitive challenges and opportunities and unable to attain high growth rates during periods of economic expansion.

Leveraging Risk. Certain of Fund's investments may expose the Fund to leverage, causing the Fund's value to be more volatile.

Management Risk. The Fund is actively managed using proprietary investment strategies and processes. There can be no guarantee that these strategies and processes will be successful or that the Fund will achieve its investment objective.

Market Events Risk. Turbulence in the financial markets and reduced liquidity may negatively affect issuers, which could have an adverse effect on the Fund. In addition, there is a risk that policy changes by the U.S. Government, Federal Reserve and/or other government actors, such as increasing interest rates, could cause increased volatility in financial markets and higher levels of Fund redemptions, which could have a negative impact on the Fund.

Momentum Investing Risk. The Fund employs a "momentum" style of investing that emphasizes investing in securities that have had higher recent price performance compared to other securities. This style of investing is subject to the risk that these securities may be more volatile than a broad cross-section of securities or that the returns on securities that have previously exhibited price momentum are less than returns on other styles of investing or the overall stock market. High momentum may also be a sign that the securities' prices have peaked. Momentum can turn quickly and cause significant variation from other types of investments. The Fund may experience significant losses if momentum stops, turns or otherwise behaves differently than predicted.

Operational Risk. The Fund and its service providers may experience disruptions that arise from human error, processing and communications errors, counterparty or third-party errors, technology or systems failures. Any such disruptions may have an adverse impact on the Fund.

Options Risk. The prices of options may change rapidly over time and do not necessarily move in tandem with the price of the underlying securities. Options may expire unexercised, causing the Fund to lose the premium paid for them.

Portfolio Turnover Risk. The Fund's strategy may result in high portfolio turnover rates, which may increase the Fund's brokerage commission costs and negatively impact the Fund's performance. Such portfolio turnover also may generate net short-term capital gains.

Premium-Discount Risk. The Shares may trade above (premium) or below (discount) their net asset value (or "NAV"). The market prices of Shares will generally fluctuate in accordance with changes in NAV as well as the relative supply of, and demand for, Shares on the Exchange. This risk is heightened in times of market volatility or periods of steep market declines.

Quantitative Security Selection Risk. Cambria uses quantitative techniques to generate investment decisions and its processes and stock selection can be adversely affected if it relies on erroneous or outdated data. In addition, the quantitative model may be or become flawed, and factors that affect a security's value can change over time and these changes may not be reflected in the quantitative model.

Real Estate Investments Risk. The Fund is subject to the risks related to investments in real estate, including declines in the real estate market, decreases in property revenues, increases in interest rates, increases in property taxes and operating expenses, legal and regulatory changes, a lack of credit or capital, defaults by borrowers or tenants, environmental problems and natural disasters.

REIT Risk. In addition to the risks associated with the real estate industry, REITs are subject to additional risks, including those related to adverse governmental actions and the potential failure to qualify for tax-free pass through of income and exemption from registration as an investment company. REITs are dependent upon specialized management skills and may invest in relatively few properties, a small geographic area or a small number of property types. As a result, investments in REITs may be volatile. REITs are pooled investment vehicles

with their own fees and expenses and the Fund will indirectly bear a proportionate share of those fees and expenses.

Secondary Market Trading Risk. Investors buying or selling Shares in the secondary market may pay brokerage commissions, which may be a significant proportional cost for investors seeking to buy or sell relatively small amounts of Shares. Although the Shares are listed on the Exchange, there can be no assurance that an active or liquid trading market for them will develop or be maintained. In addition, trading in Shares on the Exchange may be halted.

Short Sale Risk. If a security is sold short and subsequently has to be bought back at a higher price, the Fund will realize a loss on the transaction. The amount of loss on a short sale is potentially unlimited because there is no limit on the price a shorted security might attain (as compared to a long position, where the maximum loss is the amount invested). The use of short sales may increase the Fund's exposure to the market, and may increase losses and the volatility of returns.

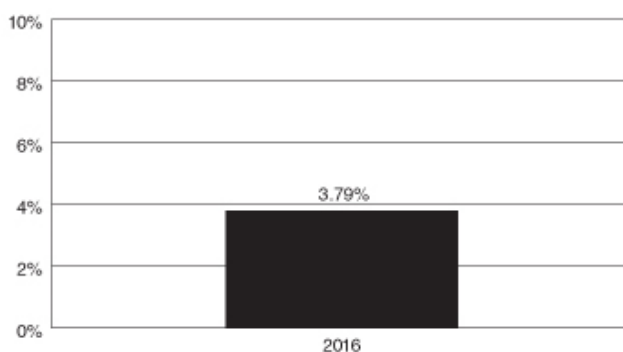
Small and Medium Capitalization Company Risk. Investing in securities of small and medium capitalization companies involves greater risk than customarily is associated with investing in larger, more established companies. These companies' securities may be more volatile and less liquid than those of more established companies, and they may be more sensitive to market conditions.

Value Investment Risk. Value investments are subject to the risk that their intrinsic value may never be realized by the market. Value investments tend to underperform in growth markets.

PERFORMANCE

The following bar chart and table indicate the risks of investing in the Fund by showing how the Fund's average annual total returns compare with those of a broad measure of market performance. All returns include the reinvestment of dividends and distributions. As always, please note that the Fund's past performance (before and after taxes) does not necessarily indicate how the Fund will perform in the future. Updated performance information is available at www.cambriafunds.com.

Total Annual Returns for Calendar Year Ended December 31



As of July 31, 2017, the Fund's year-to-date total return was -0.78%.

Best and Worst Quarter Returns (for the period reflected in the bar chart above)

Best: 3.64%, for the quarter ended 09/30/16

Worst: -2.20%, for the quarter ended 06/30/16

Average Annual Total Returns for the period ending December 31, 2016

Cambria Value and Momentum ETF	1 Year	Since Inception (September 8, 2015)
Return Before Taxes	3.79%	-2.67%
Return After Taxes on Distributions.....	3.65%	-2.84%
Return After Taxes on Distributions and Sale of Fund Shares	2.26%	-2.07%
Cambria Value and Momentum Index (Reflects no deduction for fees, expenses or taxes).....	16.66%	8.25%
S&P 500 Index (Reflects no deduction for fees, expenses or taxes)	11.96%	12.67%

Average annual total returns are shown on a before- and after-tax basis for the Fund. After-tax returns are calculated using the historical highest individual federal marginal income tax rates and do not reflect the impact of state and local taxes. Actual after-tax returns depend on an investor's tax situation and may differ from those shown. After-tax returns shown are not relevant to investors who hold shares through tax-deferred arrangements, such as 401(k) plans or individual retirement plans.

INVESTMENT ADVISER

Cambria Investment Management, L.P. serves as the investment adviser of the Fund.

PORTFOLIO MANAGERS

Mebane T. Faber is the portfolio manager for the Fund and has managed the Fund since its inception in 2015.

PURCHASE AND SALE OF FUND SHARES

The Fund issues and redeems Shares on a continuous basis only in large blocks of Shares, typically 50,000 Shares, called "Creation Units." Creation Units are issued and redeemed in-kind for securities and/or for cash. Individual Shares may only be purchased and sold in secondary market transactions through brokers. Once created, individual Shares generally trade in the secondary market at market prices that change throughout the day. Market prices of Shares may be greater or less than their NAV.

TAX INFORMATION

Distributions you receive from the Fund are generally taxable to you as ordinary income for federal income tax purposes, except that distributions will be taxed to you at long-term capital gain rates to the extent reported by the Fund as "capital gain dividends" or "qualified dividend income," and may also be subject to state or local taxes. Fund distributions may not be taxable to you if you are investing through a tax-advantaged retirement plan account or are a tax-exempt investor, although you may be taxed on withdrawals from your tax-advantaged account.

PURCHASES THROUGH BROKER-DEALERS AND OTHER FINANCIAL INTERMEDIARIES

If you purchase Shares through a broker-dealer or other financial intermediary, the Fund and its related companies may pay the intermediary for the sale of Shares and related services. These payments may create a conflict of interest by influencing the broker-dealer or other intermediary and your salesperson to recommend Shares over another investment. Ask your salesperson or visit your financial intermediary's website for more information.

FUND SUMMARY

Cambria Global Asset Allocation ETF

INVESTMENT OBJECTIVE

The Fund seeks to track the performance, before fees and expenses, of the Cambria Global Asset Allocation Index (the “Underlying Index”). The Underlying Index is based on a proprietary algorithm of Cambria Indices, LLC (the “Index Provider”) and is designed to model absolute positive returns with reduced volatility, and manageable risk and drawdowns, by identifying an investable portfolio of exchange-traded vehicles that provides exposure to equity and fixed income securities, real estate, commodities and currencies.

FEES AND EXPENSES

This table describes the fees and expenses that you may pay if you buy and hold Shares of the Fund. You may also pay brokerage commissions on the purchase and sale of Shares, which are not reflected in the table.

ANNUAL FUND OPERATING EXPENSES (EXPENSES THAT YOU PAY EACH YEAR AS A PERCENTAGE OF THE VALUE OF YOUR INVESTMENT)

Management Fee:	0.00%
Distribution and/or Service (12b-1) fees:	0.00%
Acquired Fund Fees and Expenses:	0.30%
Other Expenses:	0.00%
Total Annual Fund Operating Expenses:	0.30%

EXAMPLE

The following example is intended to help you compare the cost of investing in the Fund with the cost of investing in other funds. The example assumes that you invest \$10,000 in the Fund for the time periods indicated and then redeem all of your Shares at the end of those periods. The example also assumes that the Fund provides a return of 5% a year and that the operating expenses remain the same. The example does not reflect any brokerage commissions that you may pay on purchases and sales of Shares. Although your actual costs may be higher or lower, based on these assumptions, your costs would be:

One Year:	Three Years:	Five Years:	Ten Years:
\$31	\$97	\$169	\$381

PORTFOLIO TURNOVER

The Fund may pay transaction costs, including commissions, when it buys and sells securities (or “turns over” its portfolio). A higher portfolio turnover rate may indicate higher transaction costs and may result in higher taxes when Shares are held in a taxable account. These costs, which are not reflected in the annual fund operating expenses or in the example, affect the Fund’s performance. For the fiscal year ended April 30, 2017, the Fund’s portfolio turnover rate was 9% of the average value of its portfolio.

PRINCIPAL INVESTMENT STRATEGIES

Under normal market conditions, the Fund invests at least 80% of its total assets in the components of the Underlying Index and in depositary receipts representing components of the Underlying Index. The Underlying Index is designed to provide diversified exposure, including inverse exposure, to all of the major world asset classes in the various regions, countries and sectors around the globe.

At each rebalance date, the Underlying Index identifies a group of exchange-traded vehicles (“ETVs”) that provide exposures of approximately 40% to equity securities, 40% to fixed income securities and 20% to other asset classes, such as commodities and currencies. The Underlying Index uses a proprietary algorithm to select ETVs and other instruments based on the exposure they provide to various investment factors, such as value, momentum and trend investing.

At each rebalance date, approximately 40% of the Underlying Index, and under normal market conditions 40% of the Fund’s total assets, will be exposed to long or short positions in foreign companies’ equity or debt securities or foreign currencies. The Underlying Index defines foreign companies as those domiciled or listed and traded outside of the U.S. The Underlying Index defines equity exposures to include ETVs that track the performance of stock indices, closed-end funds, real estate investment trusts (“REITs”), exchange-traded currency trusts, common stock, preferred stock and convertible securities of issuers of any market capitalization. The Underlying Index defines fixed income exposures to include ETVs that track the performance of fixed income indices, exchange-traded notes, securities issued by the U.S. Government and its agencies, sovereign debt and corporate bonds of any credit quality, including high yield (or “junk”) bonds. The Underlying Index defines commodity and currency exposures to include ETVs that track the performance of commodity and currency indices.

The Fund expects to employ a replication strategy in seeking to track the performance of the Underlying Index. This means that the Fund will typically seek to invest in substantially all of the components of the Underlying Index in approximately the same weights as they appear in the Underlying Index. If the Fund is unable to fully replicate the Underlying Index, it will use a representative sampling strategy. When sampling, the Fund may invest up to 20% of its net assets in instruments not included in the Underlying Index, but which Cambria Investment Management, L.P. (“Cambria”), the Fund’s investment adviser, believes will help the Fund track the Underlying Index, including futures, options, swap contracts, cash and cash equivalents, and money market funds.

The Underlying Index was developed by the Index Provider, an affiliate of Cambria, and is calculated by Solactive, AG, which is not affiliated with the Fund or Cambria. The Underlying Index is rebalanced and reconstituted annually. To the extent that the Underlying Index concentrates (*i.e.*, holds 25% or more of its total assets) in the securities of a particular, industry or group of industries, the Fund is expected to concentrate to approximately the same extent.

PRINCIPAL RISKS

An investment in the Fund involves risk, including those described below. *There is no assurance that the Fund will achieve its investment objective.* An investor may lose money by investing in the Fund.

Commodity Investing Risk. Investing in commodity-related companies may subject the Fund to greater volatility than investments in traditional securities. The commodities markets have experienced periods of extreme volatility. Similar future market conditions may result in rapid and substantial valuation increases or decreases in the Fund’s holdings.

Concentration Risk. To the extent that the Fund’s investments are concentrated in a particular industry or group of industries, the Fund may be susceptible to loss due to adverse occurrences affecting that industry or group of industries.

Currency Strategies Risk. Currency exchange rates may fluctuate significantly over short periods of time and can be unpredictably affected by political developments or government intervention. Changes in currency exchange rates may affect the U.S. Dollar value of the Fund's investments.

Cyber Security Risk. The Fund, and its service providers, may be susceptible to operational and information security risks resulting from a breach in cyber security, including cyber-attacks. A breach in cyber security, intentional or unintentional, may adversely impact the Fund in many ways, including, but not limited to, disruption of the Fund's operational capacity, loss of proprietary information, theft or corruption of data, denial-of-service attacks on websites or network resources, and the unauthorized release of confidential information. Cyber-attacks affecting the Fund's third-party service providers, including Cambria, the custodian, and the transfer agent, market makers, Authorized Participants, or the issuers of securities in which the Fund invests may subject the Fund to many of the same risks associated with direct cyber security breaches.

Depository Receipts Risk. The risks of investments in depository receipts are substantially similar to Foreign Investment Risks. In addition, depository receipts may not track the price of the underlying foreign securities, and their value may change materially at times when the U.S. markets are not open for trading.

Derivatives Risk. Derivatives, such as futures, options, and swaps, can be volatile, and a small investment in a derivative can have a large impact on the performance of the Fund as derivatives can result in losses in excess of the amount invested. Other risks of investments in derivatives include risks of default by the other party to the derivative transactions; risks that the transactions may result in losses that partially or completely offset gains in portfolio positions; and risks that the derivative transaction may not be liquid.

Emerging Markets Risk. Emerging market investments are subject to the same risks as foreign investments and to additional risks due to greater political and economic uncertainties as well as a relative lack of information about companies in such markets. Securities traded on emerging markets are potentially illiquid and may be subject to volatility and high transaction costs.

Equity Investing Risk. The values of equity securities could decline generally or could underperform other investments. In addition, securities may decline in value due to factors affecting a specific issuer, market or securities markets generally.

Exchange-Traded Funds and Exchange-Traded Products and Investment Companies Risk. The risks of investing in securities of ETFs, ETPs and investment companies typically reflect the risks of the types of instruments in which the underlying ETF, ETP or investment company invests. In addition, with such investments, the Fund bears its proportionate share of the fees and expenses of the underlying entity. As a result, the Fund's operating expenses may be higher and performance may be lower. Through its investments in investment companies, the Fund may be indirectly exposed to derivatives and leverage; allowing them to obtain the right to a return on stipulated capital that exceeds the amount paid or invested. Use of leverage is speculative and could magnify losses.

Exchange-Traded Notes Risk. Because ETNs are unsecured, unsubordinated debt securities, an investment in an ETN exposes the Fund to the risk that an ETN's issuer may be unable to pay. In addition, as with investments in other ETPs, the Fund will bear its proportionate share of the fees and expenses of the ETN, which may cause the Fund's operating expenses to be higher and its performance to be lower.

Fixed Income Risk. A decline in an issuer's credit rating may cause a decrease in the value of its fixed income securities and an increase in their investment risk and volatility. During periods of falling interest rates, an issuer of a callable bond held by the Fund may "call" (or repay) the security before its stated maturity, and the Fund may have to reinvest the proceeds at lower interest rates, resulting in a decline in the Fund's income. The market value of fixed income securities generally changes in response to changes in interest rates. As interest rates rise, the value of certain fixed income securities is likely to decrease. Similarly, if interest rates decline, the value of fixed income securities is likely to increase. Interest rate risk is generally lower for shorter-term investments and higher for longer-term investments. As of the date of this Prospectus, interest rates are near historic lows, but risks

associated with rising interest rates are heightened given the Federal Reserve's recent interest rate hikes, which could signal an end to the historically low interest rate environment. To the extent that rates increase substantially and/or rapidly, the Fund may be subject to significant losses.

Foreign Investment Risk. Returns on investments in foreign securities could be more volatile than, or trail the returns on, investments in U.S. securities. Exposures to foreign securities entail special risks, including risks due to: (i) differences in information available about foreign issuers; (ii) differences in investor protection standards in other jurisdictions; (iii) capital controls risks, including the risk of a foreign jurisdiction imposing restrictions on the ability to repatriate or transfer currency or other assets; (iv) political, diplomatic and economic risks; (v) regulatory risks; and (vi) foreign market and trading risks, including the costs of trading and risks of settlement in foreign jurisdictions. In addition, the Fund's investments in securities denominated in other currencies could decline due to changes in local currency relative to the value of the U.S. dollar, which may affect the Fund's returns.

Geographic Investment Risk. To the extent the Fund invests a significant portion of its assets in the securities of companies of a single country or region, it is more likely to be impacted by events or conditions affecting that country or region.

High Yield Securities Risk. High yield securities and unrated securities of comparable credit quality are subject to the increased risk of an issuer's inability to meet principal and interest payment obligations. High yield securities are subject to a greater risk of default and investments in them are inherently speculative. The secondary markets in which high yield securities are traded may be less liquid and more volatile than the market for higher grade securities.

International Closed-Market Trading Risk. Because the Fund's investments may be traded in markets that are closed when the Exchange is open, there are likely to be deviations between the current pricing of an underlying investment and stale investment pricing (*i.e.*, the last quote from its closed foreign market), resulting in premiums or discounts to NAV that may be greater than those experienced by other ETFs.

Investment Risk. An investment in the Fund is not a deposit of a bank and is not insured or guaranteed by the Federal Deposit Insurance Corporation or any other government agency. When you sell your Shares, they could be worth less than what you paid for them.

Leveraging Risk. Certain of Fund's investments may expose the Fund to leverage, causing the Fund's value to be more volatile.

Liquidity Risk. Liquidity risk exists when a particular investment is difficult to purchase or sell. A significant, rapid rise in interest rates may result in a period of volatility and increased redemptions if Fund securities become illiquid and are forced to sell the illiquid securities at disadvantageous times or prices. This could have a negative effect on the Fund's ability to achieve its investment objective and may result in losses to Fund shareholders.

Market Events Risk. Turbulence in the financial markets and reduced liquidity in the equity markets may negatively affect issuers, which could have an adverse effect on the Fund. In addition, there is a risk that policy changes by the U.S. Government and/or Federal Reserve, such as increasing interest rates, could cause increased volatility in financial markets and higher levels of Fund redemptions, which could have a negative impact on the Fund.

Momentum Investing Risk. The Underlying Index may identify securities that have had higher recent price performance compared to other securities. These securities may be more volatile than a broad cross-section of securities. High momentum may also be a sign that the securities' prices have peaked. Momentum can turn quickly and cause significant variation from other types of investments. The Fund may experience significant losses if momentum stops, turns or otherwise behaves differently than predicted.

Operational Risk. The Fund and its service providers may experience disruptions that arise from human error, processing and communications errors, counterparty or third-party errors, technology or systems failures. Any such disruptions may have an adverse impact on the Fund.

Options Risk. The prices of options may change rapidly over time and do not necessarily move in tandem with the price of the underlying securities. Options may expire unexercised, causing the Fund to lose the premium paid for them.

Passive Investment Risk. The Fund is managed with a passive investment strategy, attempting to track the performance of the Underlying Index. As a result, the Fund expects to hold components of the Underlying Index regardless of their current or projected performance. Maintaining investments regardless of market conditions or the performance of individual investments could cause the Fund's return to be lower than if the Fund employed an active strategy.

Premium-Discount Risk. The Shares may trade above (premium) or below (discount) their net asset value (or "NAV"). The market prices of Shares will generally fluctuate in accordance with changes in NAV as well as the relative supply of, and demand for, Shares on the Exchange. This risk is heightened in times of market volatility or periods of steep market declines.

Quantitative Security Selection Risk. The Underlying Index's use of quantitative techniques to determine whether securities should be included in the Underlying Index can be adversely affected if it relies on erroneous or outdated data. In addition, the quantitative model may be or become flawed, and factors that affect a security's value can change over time and these changes may not be reflected in the quantitative model.

Real Estate Investments Risk. The Fund is subject to the risks related to investments in real estate, including declines in the real estate market, decreases in property revenues, increases in interest rates, increases in property taxes and operating expenses, legal and regulatory changes, a lack of credit or capital, defaults by borrowers or tenants, environmental problems and natural disasters.

Secondary Market Trading Risk. Investors buying or selling Shares in the secondary market may pay brokerage commissions, which may be a significant proportional cost for investors seeking to buy or sell relatively small amounts of Shares. Although the Shares are listed on the Exchange, there can be no assurance that an active or liquid trading market for them will develop or be maintained. In addition, trading in Shares on the Exchange may be halted.

Small and Medium Capitalization Company Risk. Investing in securities of small and medium capitalization companies involves greater risk than customarily is associated with investing in larger, more established companies. These companies' securities may be more volatile and less liquid than those of more established companies. Often, small and medium capitalization companies and the industries in which they focus are still evolving and, as a result, they may be more sensitive to changing market conditions.

Sovereign Debt Securities Risk. Investments in sovereign debt obligations involve special risks not present in corporate debt obligations. The issuer of the sovereign debt or the authorities that control the repayment of the debt may be unable or unwilling to repay principal or interest when due, and the Fund may have limited recourse in the event of a default. During periods of economic uncertainty, the market prices of sovereign debt, and the Fund's NAV, may be more volatile than prices of U.S. debt obligations. In the past, certain non-U.S. markets have encountered difficulties in servicing their debt obligations, withheld payments of principal and interest and declared moratoria on the payment of principal and interest on their sovereign debts. These risks increase for lower-rated and high yield debt securities, as discussed in this Prospectus.

Swaps Contract Risk. Each swap exposes the Fund to counterparty risk when a counterparty to a financial instrument entered into by the Fund may become bankrupt or otherwise fail to perform its obligations. As a result, the Fund may experience delays in or be prevented from obtaining payments owed to it pursuant to a swap contract.

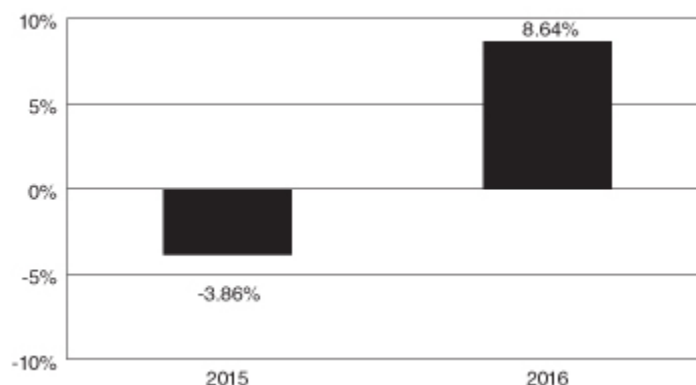
Tracking Error Risk. Although the Fund attempts to track the performance of the Underlying Index, the Fund may not be able to duplicate its exact composition or return due to, among other things, fees and expenses paid by the Fund that are not reflected in the Underlying Index. If the Fund is small, it may experience greater tracking error to its Underlying Index than it otherwise would at higher asset levels.

Value Investment Risk. Value investments are subject to the risk that their intrinsic value may never be realized by the market. Value investments tend to underperform in growth markets.

PERFORMANCE

The following bar chart and table indicate the risks of investing in the Fund by showing how the Fund’s average annual total returns compare with those of a broad measure of market performance. All returns include the reinvestment of dividends and distributions. As always, please note that the Fund’s past performance (before and after taxes) does not necessarily indicate how the Fund will perform in the future. Updated performance information is available at www.cambriafunds.com.

Total Annual Returns for Calendar Year Ended December 31



As of July 31, 2017, the Fund’s year-to-date total return was 9.73%.

Best and Worst Quarter Returns (for the period reflected in the bar chart above)

Best: 3.52%, for the quarter ended 3/31/16

Worst: -5.54%, for the quarter ended 9/30/15

Average Annual Total Returns for the period ending December 31, 2016

	1 Year	Since Inception (December 9, 2014)
Cambria Global Asset Allocation ETF		
Return Before Taxes	8.64%	1.68%
Return After Taxes on Distributions	7.33%	0.49%
Return After Taxes on Distributions and Sale of Fund Shares	4.88%	0.75%
Cambria Global Asset Allocation Index (Reflects no deduction for fees, expenses or taxes)	7.61%	-0.70%
S&P 500 Index (Reflects no deduction for fees, expenses or taxes)	11.96%	6.37%
S&P Balanced Equity & Bond Moderate Index (Reflects no deduction for fees, expenses or taxes)	6.65%	5.13%

Average annual total returns are shown on a before- and after-tax basis for the Fund. After-tax returns are calculated using the historical highest individual federal marginal income tax rates and do not reflect the impact of state and local taxes. Actual after-tax returns depend on an investor's tax situation and may differ from those shown. After-tax returns shown are not relevant to investors who hold shares through tax-deferred arrangements, such as 401(k) plans or individual retirement plans.

INVESTMENT ADVISER

Cambria Investment Management, L.P. serves as the investment adviser of the Fund.

PORTFOLIO MANAGERS

Mebane T. Faber is the portfolio manager for the Fund and has managed the Fund since its inception in 2014.

PURCHASE AND SALE OF FUND SHARES

The Fund issues and redeems Shares on a continuous basis only in large blocks of Shares, typically 50,000 Shares, called "Creation Units." Creation Units are issued and redeemed in-kind for securities and/or for cash. Individual Shares may only be purchased and sold in secondary market transactions through brokers. Once created, individual Shares generally trade in the secondary market at market prices that change throughout the day. Market prices of Shares may be greater or less than their NAV.

The acquisition of Shares of the Fund by other investment companies is subject to the restrictions of Section 12(d)(1) of the Investment Company Act of 1940.

TAX INFORMATION

Distributions you receive from the Fund are generally taxable to you as ordinary income for federal income tax purposes, except that distributions will be taxed to you as long-term capital gain to the extent reported by the Fund as "capital gain dividends" or "qualified dividend income," and may also be subject to state or local taxes. Fund distributions may not be taxable to you if you are investing through a tax-advantaged retirement plan account or are a tax-exempt investor, although you may be taxed on withdrawals from your tax-advantaged account.

PURCHASES THROUGH BROKER-DEALERS AND OTHER FINANCIAL INTERMEDIARIES

If you purchase Shares through a broker-dealer or other financial intermediary, the Fund and its related companies may pay the intermediary for the sale of Shares and related services. These payments may create a conflict of interest by influencing the broker-dealer or other intermediary and your salesperson to recommend Shares over another investment. Ask your salesperson or visit your financial intermediary's website for more information.

FUND SUMMARY

Cambria Tail Risk ETF

INVESTMENT OBJECTIVE

The Fund seeks to provide income and capital appreciation from investments in the U.S. market while protecting against significant downside risk.

FEES AND EXPENSES

This table describes the fees and expenses that you may pay if you buy and hold Shares of the Fund. You may also pay brokerage commissions on the purchase and sale of Shares, which are not reflected in the table.

ANNUAL FUND OPERATING EXPENSES (EXPENSES THAT YOU PAY EACH YEAR AS A PERCENTAGE OF THE VALUE OF YOUR INVESTMENT)

Management Fee:	0.59%
Distribution and/or Service (12b-1) fees:	0.00%
Other Expenses:	0.00%
Total Annual Fund Operating Expenses:	0.59%

* Based on estimated amounts for the current fiscal year.

EXAMPLE

The following example is intended to help you compare the cost of investing in the Fund with the cost of investing in other funds. The example assumes that you invest \$10,000 in the Fund for the time periods indicated and then redeem all of your Shares at the end of those periods. The example also assumes that the Fund provides a return of 5% a year and that operating expenses remain the same. The example does not reflect any brokerage commissions that you may pay on purchases and sales of Shares. Although your actual costs may be higher or lower, based on these assumptions, your costs would be:

One Year:	Three Years:
\$60	\$189

PORTFOLIO TURNOVER

The Fund may pay transaction costs, including commissions when it buys and sells securities (or “turns over” its portfolio). A higher portfolio turnover rate may indicate higher transaction costs and may result in higher taxes when Shares are held in a taxable account. These costs, which are not reflected in the annual fund operating expenses or in the example, affect the Fund’s performance. For the fiscal period April 5, 2017 to April 30, 2017, the Fund’s portfolio turnover rate was 0% of the average value of its portfolio.

PRINCIPAL INVESTMENT STRATEGIES

The Fund is actively managed and seeks to achieve its investment objective by investing in cash and U.S. government bonds, and utilizing a put option strategy to manage the risk of a significant negative movement in the value of domestic equities (commonly referred to as tail risk) over rolling one-month periods. To hedge against sharp declines in the U.S. stock market, each month, the Fund purchases U.S. exchange-listed protective “out of

the money” put options on U.S. stock indices. The Fund’s investment adviser, Cambria Investment Management, L.P. (“Cambria” or the “Adviser”), intends to spend approximately one percent of the Fund’s total assets per month to purchase put options. Cambria generally targets put options in the 0% to 30% out of the money range. Buying a put option provides the purchaser the right to sell the underlying index to the put seller at a specified price within a specified time period. There is an associated cost (premium), but in the event the underlying index declines in value, ownership of the put may reduce the downside risk. In the event the market rises, the cost of the option might be lost. For example, if the Fund purchases a put option on the S&P 500 Index (“SPX Put”), the Fund pays a premium to the option seller, which decreases the Fund’s return. If, however, the value of the S&P 500 Index falls below the SPX Put’s strike price, the option finishes “in-the-money” and the option seller pays the Fund the difference between the strike price and the value of the S&P 500 Index. By employing the put option strategy, the Adviser seeks growth with reduced volatility as compared to the cash and U.S. bonds.

The Adviser has implemented the put option strategy to attempt to provide protection from significant market declines on a month-by-month basis. The bulk of this protection comes in the form of put options on indices that track the performance of U.S. equity securities. The Adviser generally intends to re-initiate new options positions that make up the put option position each month and reinvest any gains from these activities into U.S. bonds. The Adviser also may, at its discretion, liquidate and establish new option positions intra-month, or liquidate option positions without establishing new positions. The put option strategy only includes exchange-listed put options.

PRINCIPAL RISKS

An investment in the Fund involves risk, including those described below. *There is no assurance that the Fund will achieve its investment objective.* An investor may lose money by investing in the Fund.

Cash Redemption Risk. The Fund’s investment strategy will require it to effect redemptions, in whole or in part, for cash. As a result, the Fund may pay out higher annual capital gain distributions and be less tax-efficient than if the in-kind redemption process was used exclusively.

Cyber Security Risk. The Fund, and its service providers, may be susceptible to operational and information security risks resulting from a breach in cyber security, including cyber-attacks. A breach in cyber security, intentional or unintentional, may adversely impact the Fund in many ways, including, but not limited to, disruption of the Fund’s operational capacity, loss of proprietary information, theft or corruption of data, denial-of-service attacks on websites or network resources, and the unauthorized release of confidential information. Cyber-attacks affecting the Fund’s third-party service providers, including Cambria, the custodian, and the transfer agent, market makers, Authorized Participants, or the issuers of securities in which the Fund invests may subject the Fund to many of the same risks associated with direct cyber security breaches.

Derivatives Risk. Derivatives, such as put options, can be volatile, and a small investment in a derivative can have a large impact on the performance of the Fund as derivatives can result in losses in excess of the amount invested. Derivatives are financial instruments that derive their performance from an underlying reference asset, such as an index. The return on a derivative instrument may not correlate with the return of its underlying reference asset. Other risks of investments in derivatives include risks of default by the other party to the derivative transactions; risks that the transactions may result in losses that partially or completely offset gains in portfolio positions; and risks that the derivative transaction may not be liquid.

Hedging Risk. Options used by the Fund to offset its exposure to tail risk or reduce volatility may not perform as intended. There can be no assurance that the Fund’s put option strategy will be effective. It may expose the Fund to losses, e.g., option premiums, to which it would not have otherwise been exposed if it only invested in U.S. government bonds or U.S. government bond ETFs. Further, the put option strategy may not fully protect the Fund against declines in the value of its portfolio securities.

Investment Risk. An investment in the Fund is not a deposit of a bank and is not insured or guaranteed by the Federal Deposit Insurance Corporation or any other government agency. When you sell your Shares, they could be worth less than what you paid for them.

Liquidity Risk. The Fund may purchase options and invest in other instruments that may be less liquid than other types of investments. The options purchased by the Fund may not always be liquid. This could have a negative effect on the Fund’s ability to achieve its investment objective and may result in losses to Fund shareholders.

Management Risk. The Fund is actively managed using proprietary investment strategies and processes. There can be no guarantee that these strategies and processes will be successful or that the Fund will achieve its investment objective.

Market Events Risk. Turbulence in the financial markets and reduced liquidity in the equity markets may negatively affect issuers, which could have an adverse effect on the Fund. In addition, there is a risk that policy changes by the U.S. Government, Federal Reserve and/or other government actors, such as increasing interest rates, could cause increased volatility in financial markets and higher levels of Fund redemptions, which could have a negative impact on the Fund.

Operational Risk. The Fund and its service providers may experience disruptions that arise from human error, processing and communications errors, counterparty or third-party errors, technology or systems failures. Any such disruptions may have an adverse impact on the Fund.

Options Risk. The value of the Fund’s positions in options fluctuates in response to changes in the value of the underlying index. The Fund also risks losing all or part of the cash paid for purchasing put options. Because the Fund only purchases put options, the Fund’s losses from its exposure to put options is limited to the amount of premiums paid to the option seller.

Portfolio Turnover Risk. Because the Fund “turns over” its put options every month, the Fund will incur high levels of transaction costs from commissions or mark-ups in the bid/offer spread. Higher portfolio turnover may result in the Fund paying higher levels of transaction costs and generating greater tax liabilities for shareholders. Portfolio turnover risk may cause the Fund’s performance to be less than you expect. While the turnover of the put options is not deemed “portfolio turnover” for accounting purposes, the economic impact to the Fund is similar to what could occur if the Fund experienced high portfolio turnover (e.g., in excess of 100% per year).

Premium-Discount Risk. The Shares may trade above (premium) or below (discount) their net asset value (or “NAV”). The market prices of Shares will generally fluctuate in accordance with changes in NAV as well as the relative supply of, and demand for, Shares on the Exchange. This risk is heightened in times of market volatility or periods of steep market declines.

Secondary Market Trading Risk. Investors buying or selling Shares in the secondary market may pay brokerage commissions or other charges, which may be a significant proportional cost for investors seeking to buy or sell relatively small amounts of Shares. Although the Shares are listed on the Exchange, there can be no assurance that an active or liquid trading market for them will develop or be maintained. In addition, trading in Shares on the Exchange may be halted.

PERFORMANCE

Performance information will be available in the Prospectus after the Fund has been in operation for one full calendar year. When provided, the information will provide some indication of the risks of investing in the Fund by showing how the Fund’s average annual returns compare with a broad measure of market performance. As always, please note that the Fund’s past performance (before and after taxes) does not necessarily indicate how the Fund will perform in the future. Updated performance will be available at www.cambriafunds.com.

INVESTMENT ADVISER

Cambria Investment Management, L.P. serves as the investment adviser of the Fund.

PORTFOLIO MANAGERS

Mebane T. Faber is the portfolio manager for the Fund and has managed the Fund since its inception in April 2017.

PURCHASE AND SALE OF FUND SHARES

The Fund issues and redeems Shares on a continuous basis only in large blocks of Shares, typically 50,000 Shares, called “Creation Units.” Creation Units are issued and redeemed in-kind for securities and/or for cash. Individual Shares may only be purchased and sold in secondary market transactions through brokers. Once created, individual Shares generally trade in the secondary market at market prices that change throughout the day. Market prices of Shares may be greater or less than their NAV.

TAX INFORMATION

Distributions you receive from the Fund are generally taxable to you as ordinary income for federal income tax purposes, except that distributions will be taxed to you at long-term capital gain rates to the extent reported by the Fund as “capital gain dividends” or “qualified dividend income,” and may also be subject to state or local taxes. Fund distributions may not be taxable to you if you are investing through a tax-advantaged retirement plan account or are a tax-exempt investor, although you may be taxed on withdrawals from your tax-advantaged account.

PURCHASES THROUGH BROKER-DEALERS AND OTHER FINANCIAL INTERMEDIARIES

If you purchase Shares through a broker-dealer or other financial intermediary, the Fund and its related companies may pay the intermediary for the sale of Shares and related services. These payments may create a conflict of interest by influencing the broker-dealer or other intermediary and your salesperson to recommend Shares over another investment. Ask your salesperson or visit your financial intermediary’s website for more information.

ADDITIONAL INFORMATION ABOUT THE FUNDS

ADDITIONAL INFORMATION ABOUT THE FUNDS' INVESTMENT STRATEGIES AND RISKS

This Prospectus does not describe all of the Funds' investment practices. For more information about other types of investments a Fund may make, and about the risks of investing in each Fund, please see the Funds' SAI, which is available upon request. Each Fund's investment objective is a non-fundamental investment policy and may be changed without a vote of shareholders.

Index Funds

Under normal market conditions, the Cambria Foreign Shareholder Yield ETF, Cambria Emerging Shareholder Yield ETF, Cambria Global Value ETF, Cambria Global Asset Allocation ETF, and Cambria Shareholder Yield ETF (collectively, the "Index Funds") will invest at least 80% of its total assets in the components of its Underlying Index and in depositary receipts representing components of the Underlying Index. Each Index Fund may change its 80% investment policy without shareholder approval. Each Index Fund will provide shareholders with at least 60 days' notice prior to any material change in this 80% investment policy. In addition, each Index Fund employs a "passive management"--or indexing--investment approach and seeks to track the performance of its Underlying Index. In doing so, each Index Fund intends to employ a replication strategy, but if the Index Fund is unable to fully replicate the Underlying Index, it may use a representative sampling indexing strategy. "Representative sampling" is an indexing strategy that involves investing in a representative sample of securities that collectively have an investment profile similar to the Underlying Index. The securities selected are expected to have, in the aggregate, investment characteristics similar to those of the Underlying Index.

Cambria Shareholder Yield ETF, Cambria Foreign Shareholder Yield ETF and Cambria Emerging Shareholder Yield ETF

The Index Provider uses a proprietary rules-based methodology to construct and maintain the Underlying Index for each Fund. Eligibility requirements for inclusion in each Fund's Underlying Index generally include: (1) incorporation in one of the countries listed in the relevant Fund's Prospectus, except with respect to Cambria Shareholder Yield ETF, (2) market capitalization of at least \$200 million as of the Underlying Index rebalance date and a minimum stock price, and (3) certain daily trading volume minimums for the 30 days prior to the Underlying Index rebalance date. Closed-end funds, mutual funds, exchange-traded funds, bonds, private companies, and companies that conducted an initial public offering in the year prior to an Underlying Index rebalance date are not eligible for an Underlying Index. Each Underlying Index is rebalanced and reconstituted quarterly. New securities are added to an Underlying Index only during a rebalancing. In response to market conditions, security weightings may fluctuate above or below a specified limit between Underlying Index rebalancings.

Cambria Global Value ETF and Cambria Value and Momentum Fund

The "CAPE Shiller P/E ratio" is a valuation measure usually applied to the U.S. S&P 500 equity market. It is defined as price divided by the average of ten years of earnings (moving average), adjusted for inflation. As such, it is principally used to assess likely future returns from equities over timescales of 10 to 20 years, with higher than average CAPE values implying lower than average long-term annual average returns.

Cambria Global Value ETF

The Index Provider uses a proprietary rules-based methodology to construct and maintain the Underlying Index for the Cambria Global Value ETF. An issuer must have a high ranking across absolute and relative valuation rankings to be eligible for inclusion in the Underlying Index. Eligibility requirements for inclusion in the Underlying Index generally include: (1) incorporation in a country with an undervalued securities market, according to various valuation metrics, including cyclically adjusted valuation metrics, (2) market capitalization of at least \$200 million as of the Underlying Index rebalance date and a minimum stock price, and (3) certain daily trading volume minimums for the 30 days prior to the Underlying Index rebalance date. Closed-end funds, mutual funds, bonds, and private companies are not eligible for the Underlying Index. Pursuant to the methodology of the Underlying Index, the issuers that have exhibited the highest ranking will be identified for inclusion in the Underlying Index. The Underlying Index is rebalanced and reconstituted yearly. New securities are added to the

Underlying Index only during a rebalancing. In response to market conditions, security weightings may fluctuate above or below a specified limit between Underlying Index rebalancings.

Cambria Global Asset Allocation ETF

The Underlying Index is expected to include ETVs such as ETFs, closed-end funds, REITs, and exchange-traded currency trusts. The Underlying Index measures the instruments' performance with respect to each investment factor on a one-month to 12-month basis. Pursuant to the Underlying Index's methodology, no single investment factor dictates an instrument's weight in the Underlying Index.

The Index Provider generally expects that the Underlying Index will be exposed to non-U.S. issuers that are domiciled or listed and traded in Australia, Austria, Belgium, Brazil, Canada, Chile, China, Colombia, Czech Republic, Denmark, Egypt, Finland, France, Germany, Greece, Hong Kong, Hungary, India, Indonesia, Ireland, Israel, Italy, Japan, Luxembourg, Malaysia, Mexico, Morocco, the Netherlands, New Zealand, Norway, Peru, Philippines, Poland, Portugal, Russia, Singapore, South Africa, Spain, Sweden, Switzerland, Taiwan, Thailand, Turkey, or the United Kingdom.

The Underlying Index is weighted based only on publicly available data and includes screens to limit its country, sector and industry concentration to seek to ensure its liquidity and investability. Other screens also will exclude as components any foreign issuers whose securities are highly restricted or illegal for U.S. persons to own, including due to the imposition of sanctions by the U.S. Government. There may be instances in which Cambria may choose to purchase or sell securities not in the Underlying Index which Cambria believes are appropriate to substitute for one or more such securities.

Temporary Defensive Positions

To respond to adverse market, economic, political or other conditions, each of the Cambria Global Income and Currency Strategies ETF, Cambria Sovereign Bond ETF, Cambria Global Momentum ETF, Cambria Value and Momentum ETF, and Cambria Tail Risk ETF (collectively, the "Active Funds") may invest 100% of its total assets, without limitation, in high-quality debt securities and money market instruments. The Active Funds may be invested in these instruments for extended periods, depending on Cambria's assessment of market conditions. Debt securities and money market instruments include shares of mutual funds, commercial paper, certificates of deposit, bankers' acceptances, U.S. Government securities, repurchase agreements and bonds that are BBB or higher. While an Active Fund is in a defensive position, the opportunity to achieve its investment objective will be limited. Furthermore, to the extent that an Active Fund invests in money market mutual funds, it would bear its *pro rata* portion of such money market fund's advisory fees and operational fees.

Additional Information About the Underlying Indexes

Each Underlying Index was developed by Cambria Indices, LLC, an affiliate of Cambria. The Index Provider has retained an unaffiliated third party, Solactive, AG (the "Calculation Agent"), to calculate each Underlying Index. The Calculation Agent, using the applicable rules-based methodology, will calculate, maintain and disseminate each Underlying Index on a daily basis. The Index Provider will monitor the results produced by the Calculation Agent to help ensure that each Underlying Index is being calculated in accordance with the applicable rules-based methodology.

The Index Provider has no obligation to take the needs of the Fund or the owners of shares of the Fund into consideration in determining, composing, or calculating an Underlying Index. The Index Provider is not responsible for, and has not participated in, the determination of the timing of, prices of, or quantities of shares of a Fund to be issued or in the determination or calculation of the equation by which the shares of a Fund are redeemable.

The Index Provider and Cambria have established policies and procedures designed to prevent non-public information about pending changes to an Underlying Index from being used or disseminated in an improper manner. Furthermore, the Index Provider and Cambria have established policies and procedures designed to prevent improper use and dissemination of non-public information about each Fund's portfolio strategies and to prevent each Fund's portfolio managers from unduly influencing an Underlying Index's methodologies.

Additional Information About the Funds' Risks

The table below provides additional information about the risks of investing in Cambria Global Income and Currency Strategies ETF (FXFX), Cambria Shareholder Yield ETF (SYLD), Cambria Foreign Shareholder Yield ETF (FYLD), Cambria Emerging Shareholder Yield ETF (EYLD), Cambria Sovereign Bond ETF (SOVB), Cambria Global Value ETF (GVAL), Cambria Global Momentum ETF (GMOM), Cambria Value and Momentum ETF (VAMO), Cambria Global Asset Allocation ETF (GAA), and Cambria Tail Risk ETF (TAIL), including the principal risks identified under “Principal Risks” in the Fund Summary. Following the table, each risk is explained.

Principal Risks	FXFX	SYLD	FYLD	EYLD	SOVB	GVAL	GMOM	VAMO	GAA	TAIL
Cash Redemption Risk					X					X
Commodity Investing Risk							X		X	
Concentration Risk ...		X	X	X		X		X	X	
Consumer Discretionary Sector Risk		X	X	X						
Energy Sector Risk				X						
Financial Services Sector Risk		X		X		X		X		
Industrial Sector Risk		X	X					X		
Information Technology Sector Risk				X				X		
Materials Sector Risk						X				
Counterparty Risk	X									
Currency Strategies Risk	X						X		X	
Cyber Security Risk	X	X	X	X	X	X	X	X	X	X
Depository Receipts Risk			X	X		X			X	
Derivatives Risk	X						X	X	X	X
Dividend Paying Security Risk		X	X	X		X		X		
Emerging Markets Risk	X			X	X	X	X		X	
Equity Investing Risk		X	X	X		X	X	X	X	
ETFs, ETPs and Investment Companies Risk	X				X	X	X	X	X	
ETNs Risk	X				X		X		X	
Fixed Income Risk	X				X		X		X	

Principal Risks	FXFX	SYLD	FYLD	EYLD	SOVB	GVAL	GMOM	VAMO	GAA	TAIL
Foreign Investment Risk	X		X	X	X	X	X		X	
Forward Currency Contracts Risk	X									
Futures Contracts Risk								X		
Geographic Investment Risk	X		X	X	X	X	X		X	
Asia-Pacific Risk	X		X	X	X	X	X		X	
Europe Risk	X		X	X	X	X	X		X	
Greece Risk					X	X				
Russia Risk	X			X	X	X				
South America Risk	X			X	X	X	X		X	
Hedging Risk										X
High Yield Securities Risk	X				X		X		X	
International Closed-Market Trading Risk	X		X	X	X	X	X		X	
Investment Risk	X	X	X	X	X	X	X	X	X	X
Large Capitalization Company Risk		X	X	X		X	X	X		
Leveraging Risk	X						X	X	X	
Liquidity Risk	X				X		X		X	X
Management Risk	X				X		X	X		X
Market Events Risk	X	X	X	X	X	X	X	X	X	X
Momentum Investing Risk							X	X	X	
Non Diversification Risk					X					
Operational Risk	X	X	X	X	X	X	X	X	X	X
Options Risk								X	X	X
Passive Investment Risk		X	X	X		X			X	
Portfolio Turnover Risk	X				X		X	X		X
Precious Metals Risk	X									
Premium-Discount Risk	X	X	X	X	X	X	X	X	X	X
Quantitative Security Selection Risk	X	X	X	X	X	X	X	X	X	
Real Estate Investments Risk							X	X	X	

Principal Risks	FXFX	SYLD	FYLD	EYLD	SOVB	GVAL	GMOM	VAMO	GAA	TAIL
REIT Risk							X	X		
Secondary Market Trading Risk	X	X	X	X	X	X	X	X	X	X
Short Sale Risk								X		
Small and Medium Capitalization Company Risk.....		X	X	X		X	X	X	X	
Sovereign Debt Securities Risk	X				X				X	
Swaps Contract Risk.									X	
Tax Risk.....	X									
Tracking Error Risk..		X	X	X		X			X	
Underlying Vehicle Counterparty and Leverage Risk							X			
Value Investment Risk		X	X	X		X		X	X	

PRINCIPAL RISKS

Cash Redemption Risk. The Fund's investment strategy may require it to effect redemptions, in whole or in part, for cash. As a result, the Fund may be required to sell portfolio securities in order to obtain the cash needed to distribute redemption proceeds. This may cause the Fund to recognize investment income and/or capital gains or losses that it might not have recognized if it had completely satisfied the redemption in-kind. As a result, the Fund may be less tax efficient if it includes such a cash payment than if the in-kind redemption process was used exclusively (*i.e.*, securities are distributed as payment of redemption proceeds). In addition, cash redemptions may incur higher brokerage costs than in-kind redemptions and these added costs may be borne by the Fund and negatively impact Fund performance.

Commodity Investing Risk. Investing in commodity-related companies may subject the Fund to greater volatility than investments in traditional securities. The commodities markets have experienced periods of extreme volatility. Similar future market conditions may result in rapid and substantial valuation increases or decreases in the Fund's holdings. The commodities markets may fluctuate widely based on a variety of factors. Movements in commodity investment prices are outside of the Fund's control and may not be anticipated. Price movements may be influenced by, among other things: governmental, agricultural, trade, fiscal, monetary and exchange control programs and policies; changing market and economic conditions; market liquidity; weather and climate conditions; changing supply and demand relationships and levels of domestic production and imported commodities; the availability of local, intrastate and interstate transportation systems; energy conservation; the success of exploration projects; changes in international balances of payments and trade; domestic and foreign rates of inflation; currency devaluations and revaluations; domestic and foreign political and economic events; domestic and foreign interest rates and/or investor expectations concerning interest rates; foreign currency/exchange rates; domestic and foreign governmental regulation and taxation; war, acts of terrorism and other political upheaval and conflicts; governmental expropriation; investment and trading activities of investment companies, hedge funds and commodities funds; and changes in philosophies and emotions of market participants. The frequency and magnitude of such changes cannot be predicted.

Concentration Risk. To the extent that the Fund's investments are concentrated in a particular sector, industry or group of industries, the Fund may be susceptible to loss due to adverse occurrences affecting that industry or group of industries. Each Index Fund is expected to be concentrated in a particular sector, industry or group of industries to the extent that its Underlying Index is concentrated in that sector, industry or group of industries.

Consumer Discretionary Sector Risk. Consumer discretionary products and services are non-essential products and services whose demand tends to increase as consumers' disposable income increases, such as automobiles, apparel, electronics, home furnishings, and travel and leisure products and services. These companies may include, for example, publishers; catalog and internet retailers; department stores and specialty retailers including apparel, electronics, automotive, and home furnishing stores; manufacturers of auto parts and accessories, tire and rubber, autos, motorcycles, and scooters; manufacturers of consumer electronic products, including TVs and DVD players; manufacturers of household appliances and home furnishings; residential construction companies; manufacturers of leisure products; manufacturers of apparel, accessories, footwear, textiles, and luxury goods; gaming facility, hotel, cruise and travel agency owners and operators; restaurants and caterers; companies providing educational, home security, legal, and personal services; advertising and public relations companies; and TV and cable companies. This sector can be significantly affected by the performance of the overall economy, interest rates, competition, and consumer confidence. Success can depend heavily on disposable household income and consumer spending. Changes in demographics and consumer tastes can also affect the demand for, and success of, consumer discretionary products.

Energy Sector Risk. The energy sector includes, for example, oil, gas, and consumable fuel companies. Energy companies can be substantially impacted by, among other things, the volatility of oil prices, worldwide supply and demand, worldwide economic growth, and political instability in oil or gas producing regions such as the Middle East and Eastern Europe. Energy companies and the price of their securities are also affected by the success of exploration projects, exploration and production spending,

swift price and supply fluctuations, energy conservation, currency exchange rates, and increased competition and technological advances. Energy companies may also be adversely impacted by substantial government regulation, tax policies, general civil liabilities, and liabilities for environmental damage. Companies in this sector may also be subject to contractual fixed pricing, which may increase the cost of doing business and limit these companies' earnings. A significant portion of revenues of these companies depends on a relatively small number of customers, including governmental entities and utilities. As a result, governmental budget constraints may have a material adverse effect on the stock prices of energy companies. Energy companies may also operate in or engage in transactions involving countries with less developed regulatory regimes or a history of expropriation, nationalization or other adverse policies. Declines in the demand for, or prices of, energy generally would be expected to negatively impact the value of the Fund's investments in energy securities. Such declines may occur quickly and without warning.

Financial Services Sector Risk. The financial services sector includes companies involved in such activities as banking, commercial and consumer finance, investment banking, brokerage, asset management, custody and insurance. Companies in the financial services sector may be subject to extensive government regulation that affects the scope of their activities, the prices they can charge and the amount of capital they must maintain. The profitability of companies in the financial services sector may be adversely affected by increases in interest rates. The profitability of companies in the financial services sector may be adversely affected by loan losses, which usually increase in economic downturns. In addition, the financial services sector in certain countries is undergoing numerous changes, including continuing consolidations, development of new products and structures and changes to its regulatory framework, which may have an impact on the issuers included in the Underlying Index. Furthermore, increased government involvement in the financial services sector, including measures such as taking ownership positions in financial institutions, could result in a dilution of the Fund's investments in financial institutions.

Industrial Sector Risk. The industrial sector includes companies engaged in the manufacture and distribution of capital goods, such as those used in defense, construction and engineering, companies that manufacture and distribute electrical equipment and industrial machinery and those that provide commercial and transportation services and supplies. Companies in the industrial sector may be adversely affected by changes in government regulation, world events and economic conditions. In addition, companies in the industrial sector may be adversely affected by environmental damages, product liability claims and exchange rates. The success of these companies is affected by supply and demand both for their specific product or service and for industrial sector products in general. The products of manufacturing companies may face product obsolescence due to rapid technological developments and frequent new product introduction. In addition, the industrial sector may also be adversely affected by changes or trends in commodity prices, which may be unpredictable.

Information Technology Sector Risk. Technology companies are characterized by periodic new product introductions, innovations and evolving industry standards, and, as a result, face intense competition, both domestically and internationally, which may have an adverse effect on profit margins. Companies in the technology sector are often smaller and less experienced companies and may be subject to greater risks than larger companies; these risks may be heightened for technology companies in foreign markets. Technology companies may have limited product lines, markets, financial resources or personnel. The products of technology companies may face product obsolescence due to rapid technological developments and frequent new product introduction, changes in consumer and business purchasing patterns, unpredictable changes in growth rates and competition for the services of qualified personnel. In addition, a rising interest rate environment tends to negatively affect companies in the technology sector because, in such an environment, those companies with high market valuations may appear less attractive to investors, which may cause sharp decreases in the companies' market prices. Companies in the technology sector are heavily dependent on patent and intellectual property rights. The loss or impairment of these rights may adversely affect the profitability of these companies. The technology sector may also be adversely affected by changes or trends in commodity prices, which may be influenced or characterized

by unpredictable factors. Finally, while all companies may be susceptible to network security breaches, certain companies in the technology sector may be particular targets of hacking and potential theft of proprietary or consumer information or disruptions in service, which could have a material adverse effect on their businesses.

Materials Sector Risk. Issuers in the materials sector may be adversely affected by commodity price volatility, exchange rates, import controls, increased competition, depletion of resources, technical progress, labor relations and government regulations, and mandated expenditures for safety and pollution control, among other factors. Issuers in the materials sector are at risk of liability for environmental damage and product liability claims. Production of materials may exceed demand as a result of market imbalances or economic downturns, leading to poor investment returns.

Counterparty Risk. The Fund may engage in investment transactions or other contracts with third parties (*i.e.*, “counterparties”), including over-the-counter forward foreign currency contracts. For example, the Fund may enter into forward currency contracts or repurchase agreements. The Fund bears the risk that the counterparty to these contracts becomes bankrupt, defaults on its obligations or otherwise fails to honor its obligations. The Fund may experience significant delays in obtaining any recovery in a bankruptcy or other reorganization proceeding. The Fund may obtain only limited recovery or may obtain no recovery in these circumstances. If a counterparty defaults on its payment obligations, the Fund will lose money and the value of an investment in Fund Shares may decrease.

Currency Strategies Risk. Currency exchange rates may fluctuate significantly over short periods of time and can be unpredictably affected by political developments or government intervention. Changes in currency exchange rates may affect the U.S. Dollar value of the Fund’s investments, including foreign securities, forward contracts, money market instruments or other high quality debt securities, or investment companies that invest in those instruments. To the extent that a foreign government moves to devalue a currency to which the Fund has exposure, such action could cause the Fund to lose money.

Cyber Security Risk. The Fund, and its service providers, may be susceptible to operational and information security risks resulting from a breach in cyber security, including cyber-attacks. A breach in cyber security, intentional or unintentional, may adversely impact the Fund in many ways, including, but not limited to, disruption of the Fund’s operational capacity, loss of proprietary information, theft or corruption of data maintained online or digitally, denial-of-service attacks on websites or network resources, and the unauthorized release of confidential information. Cyber-attacks affecting the Fund’s third-party service providers, including Cambria, the custodian, and the transfer agent, may subject the Fund to many of the same risks associated with direct cyber security breaches and adversely impact the Fund. For instance, cyber-attacks may impact the Fund’s ability to calculate its NAV, cause the release of confidential business information, impede trading, cause the Fund to incur additional compliance costs associated with corrective measures, subject the Fund to regulatory fines or other financial losses, and/or cause reputational damage to the Fund. Cyber security breaches of market makers, Authorized Participants, or the issuers of securities in which the Fund invests could also have material adverse consequences on the Fund’s business operations and cause financial losses for the Fund and its shareholders. While the Fund and its service providers have established business continuity plans and risk management systems designed to address cyber security risks, prevent cyber-attacks and mitigate the impact of cyber security breaches, there are inherent limitations on such plans and systems. In addition, the Fund has no control over the cyber security protections put in place by its service providers or any other third parties whose operations may affect the Fund or its shareholders.

Depository Receipts Risk. The Fund’s investments in foreign companies may be in the form of depository receipts or other securities convertible into securities of foreign issuers, including American Depositary Receipts (“ADRs”), European Depositary Receipts (“EDRs”) and Global Depositary Receipts (“GDRs”). ADRs, EDRs, and GDRs are generally subject to the risks of investing directly in foreign securities and, in some cases, there may be less information available about the underlying issuers than would be the case with a direct investment in the foreign issuer. ADRs are U.S. dollar-denominated receipts representing shares of foreign-based corporations. GDRs are similar to ADRs but are shares of foreign-based corporations generally issued by international banks in

one or more markets around the world. Investment in ADRs and GDRs may be less liquid than the underlying shares in their primary trading market and GDRs, many of which are issued by companies in emerging markets, may be more volatile. Depositary receipts may be “sponsored” or “unsponsored” and may be unregistered and unlisted. Sponsored depositary receipts are established jointly by a depositary and the underlying issuer, whereas unsponsored depositary receipts may be established by a depositary without participation by the underlying issuer. Holders of an unsponsored depositary receipt generally bear all the costs associated with establishing the unsponsored depositary receipt. In addition, the issuers of the securities underlying unsponsored depositary receipts are not obligated to disclose material information in the United States and, therefore, there may be less information available regarding such issuers and there may not be a correlation between such information and the market value of the depositary receipts. The Fund’s investments may also include ADRs and GDRs that are not purchased in the public markets and are restricted securities that can be offered and sold only to “qualified institutional buyers” under Rule 144A of the Securities Act of 1933, as amended. Cambria will determine the liquidity of these investments pursuant to guidelines established by the Board. If a particular investment in such ADRs or GDRs is deemed illiquid, that investment will be included within the Fund’s limitation on investment in illiquid securities. Moreover, if adverse market conditions were to develop during the period between the Fund’s decision to sell these types of ADRs or GDRs and the point at which the Fund is permitted or able to sell such security, the Fund might obtain a price less favorable than the price that prevailed when it decided to sell.

Derivatives Risk. Derivatives are financial instruments that have a value which depends upon, or is derived from, a reference asset, such as one or more underlying securities, pools of securities, indexes, rates or currencies. Derivatives may result in investment exposures that are greater than their cost would suggest; in other words, a small investment in a derivative may have a large impact on Fund performance. The successful use of derivatives generally depends on the ability to predict market movements. The use of these instruments requires special skills and knowledge of investment techniques that are different than those normally required for purchasing and selling securities. If the Adviser uses a derivative instrument at the wrong time or judges market conditions incorrectly, or if the derivative instrument does not perform as expected, these strategies may significantly reduce the Fund’s return. The Fund could also experience losses if it is unable to close out a position because the market for an instrument or position is or becomes illiquid.

Derivatives, including swaps, options, futures and forward currency contracts, are subject to a number of risks, some of which are described elsewhere in this Prospectus. The use of derivatives may entail risks greater than, or possibly different from, such risks to which the Fund is exposed. Certain of the different risks to which the Fund might be exposed due to the use of derivatives include the following:

- *Correlation Risk* is the risk that derivative instruments may be mispriced or improperly valued and that changes in the value of the derivatives may not correlate perfectly with the underlying asset or security.
- *Hedging Risk* is the risk that derivative instruments used to hedge against an opposite position may offset losses, but they also may offset gains.
- *Segregation Risk* is the risk associated with any requirement which may be imposed to segregate assets or enter into offsetting positions in connection with investments in derivatives. Such segregation will not limit exposure to loss, and the Fund may be exposed to investment risk with respect to the segregated assets to the extent that, but for the applicable segregation requirement, the segregated assets would be sold.
- *Volatility Risk* is the risk that, because some derivatives involve economic leverage, this economic leverage will increase the volatility of the derivative instruments, as they may increase or decrease in value more quickly than the underlying currency, security, interest rate or other economic variable.

Dividend Paying Security Risk. Securities that pay high dividends as a group can fall out of favor with the market, causing these companies to underperform companies that do not pay high dividends. Also, changes in the dividend policies of and capital resources available to companies owned by the Fund that have historically paid a dividend may adversely impact the Fund’s yield if these companies reduce or discontinue their dividends. Lower priced securities in the Fund may be more susceptible to these risks. Past dividend payments are not a guarantee of future dividend payments.

Emerging Markets Risk. Investments in securities and instruments traded in developing or emerging markets, or that provide exposure to these securities or markets, can involve additional risks relating to political, economic, or regulatory conditions not associated with investments in U.S. securities and instruments or investments in more developed international markets. For example, emerging markets may be subject to, among other risks, greater market volatility; lower trading volume and liquidity; greater social, political and economic uncertainty; governmental controls on foreign investments and limitations on repatriation of invested capital; lower disclosure, corporate governance, auditing and financial reporting standards; fewer protections of property rights; restrictions on the transfer of securities or currency; and settlement and trading practices that differ from U.S. markets and markets of more developed countries. Each of these factors may impact the ability of the Fund to buy, sell or otherwise transfer securities, adversely affect the trading market and price for Fund Shares and cause the Fund to decline in value.

Equity Investing Risk. An investment in the Fund involves risks similar to those of investing in any fund holding equity securities, such as market fluctuations, changes in interest rates and perceived trends in stock prices. The values of equity securities could decline generally or could underperform other investments. Different types of equity securities tend to go through cycles of outperformance and underperformance in comparison to the general securities markets. In addition, securities may decline in value due to factors affecting a specific issuer, market or securities markets generally. Recent unprecedented turbulence in financial markets, reduced liquidity in credit and fixed income markets, or rising interest rates may negatively affect many issuers worldwide, which may have an adverse effect on the Fund.

Exchange-Traded Funds, Exchange-Traded Products and Investment Companies Risk. The risks of investing in securities of ETFs, ETPs and investment companies typically reflect the risks of the types of instruments in which the ETF, ETP or investment company invests. When the Fund invests in these securities, shareholders of the Fund bear their proportionate share of the fees and expenses of the ETF, ETP or other investment company, as well as their share of the Fund's fees and expenses. As a result, an investment by the Fund in an ETF, ETP or investment company could cause the Fund's operating expenses to be higher and performance to be lower.

Through its investments in investment companies, the Fund may be indirectly exposed to additional risks. Derivatives used by investment companies in which the Fund may invest may cause them to become leveraged, allowing them to obtain the right to a return on stipulated capital that exceeds the amount paid or invested. Use of leverage is speculative and could magnify losses. Although certain investment companies may segregate liquid assets to cover the market value of its obligations under the derivatives, this will not prevent losses of amounts in excess of the segregated assets. Other investment companies may not employ any risk management procedures at all, leading to even greater losses.

Exchange-Traded Notes Risk. Because ETNs are unsecured, unsubordinated debt securities, an investment in an ETN exposes the Fund to the risk that an ETN's issuer may be unable to pay. As a result, the value of the ETN may decline, including to zero. In addition, as with investments in other ETPs, ETFs and investment companies, the Fund will bear its proportionate share of the fees and expenses of the ETN, which may cause the Fund's operating expenses to be higher and its performance to be lower than it would if it invested directly in the securities of the index or other reference assets of the ETN.

Fixed Income Risk. The financial condition of an issuer of a fixed-income security may cause the issuer to default. A decline in an issuer's credit rating may cause a decrease in the value of the security and an increase in investment risk and price volatility. During periods of falling interest rates, an issuer of a callable bond held by the Fund may "call" (or repay) the security before its stated maturity, and the Fund may have to reinvest the proceeds at lower interest rates, resulting in a decline in the Fund's income. The market value of fixed income securities, and financial instruments related to fixed income securities, generally changes in response to changes in interest rates and may change in response to other factors, such as perception of an issuer's creditworthiness. As interest rates rise, the value of certain fixed income securities is likely to decrease. Similarly, if interest rates decline, the value of fixed income securities is likely to increase. While securities with longer maturities tend to produce higher yields, the prices of longer maturity securities tend to be more sensitive to changes in interest rates and thus subject

to greater volatility than securities with shorter maturities. A fund with a longer portfolio maturity generally is subject to greater interest rate risk. Changes in interest rates may also have an impact on equity markets. As of the date of this Prospectus, interest rates are near historic lows, but risks associated with rising interest rates are heightened given the Federal Reserve's recent interest rate hikes, which could signal an end to the historically low interest rate environment. The Federal Reserve increased interest rates twice in 2017 and a majority of its members expect additional rate hikes through 2018. To the extent that rates increase substantially and/or rapidly, the Fund may be subject to significant losses.

Foreign Investment Risk. The Fund may invest in foreign securities, including non-U.S. dollar-denominated securities traded outside of the United States and U.S. dollar-denominated securities of foreign issuers traded in the United States. Returns on investments in foreign securities could be more volatile than, or trail the returns on, investments in U.S. securities. Investments in foreign securities, including investments in depositary receipts, are subject to special risks, including the following:

Foreign Securities Risk. Investments in non-U.S. securities involve certain risks that may not be present with investments in U.S. securities. For example, investments in non-U.S. securities may be subject to risk of loss due to foreign currency fluctuations or to political or economic instability. There may be less information publicly available about non-U.S. issuers. Non-U.S. issuers may be subject to different accounting, auditing, financial reporting and investor protection standards. Changes to the financial condition or credit rating of foreign issuers may also adversely affect the value of the Fund's securities. Investments in non-U.S. securities may be subject to withholding or other taxes and may be subject to additional trading, settlement, custodial, and operational risks. Because legal systems differ, there is also the possibility that it will be difficult to obtain or enforce legal judgments in certain countries. Since foreign exchanges may be open on days when the Fund does not price its Shares, the value of the securities in the Fund's portfolio may change on days when shareholders will not be able to purchase or sell Shares. Conversely, Shares may trade on days when foreign exchanges are closed. Investment in foreign securities may involve higher costs than investment in U.S. securities, including higher transaction and custody costs as well as the imposition of additional taxes by foreign governments. Each of these factors can make investments in the Fund more volatile and potentially less liquid than other types of investments.

Capital Controls Risk. Economic conditions, such as volatile currency exchange rates and interest rates, political events and other conditions may, without prior warning, lead to government intervention and the imposition of "capital controls" or expropriation or nationalization of assets. The possible establishment of exchange controls or freezes on the convertibility of currency, or the adoption of other governmental restrictions, might adversely affect an investment in foreign securities. Capital controls include the prohibition of, or restrictions on, the ability to transfer currency, securities or other assets within or out of a jurisdiction. Levies may be placed on profits repatriated by foreign entities (such as the Fund). Capital controls may impact the ability of the Fund to buy, sell or otherwise transfer securities or currency, may adversely affect the trading market and price for Shares, and may cause the Fund to decline in value.

Currency Risk. The Fund's net asset value is determined on the basis of U.S. dollars; therefore, the Fund may lose value if the local currency of a foreign market depreciates against the U.S. dollar, even if the local currency value of the Fund's holdings goes up. Currency exchange rates may fluctuate significantly over short periods of time. Currency exchange rates also can be affected unpredictably by intervention; by failure to intervene by U.S. or foreign governments or central banks; or by currency controls or political developments in the U.S. or abroad. Changes in foreign currency exchange rates may affect the NAV of the Fund and the price of the Shares. Devaluation of a currency by a country's government or banking authority would have a significant impact on the value of any investments denominated in that currency.

Political and Economic Risk. The Fund is subject to foreign political and economic risk not associated with U.S. investments, meaning that political events (civil unrest, national elections, changes in political conditions and foreign relations, imposition of exchange controls and repatriation restrictions), social and economic events (labor strikes, rising inflation) and natural disasters occurring in a foreign country could cause the Fund's investments to experience gains or losses. The Fund also could be unable to enforce its ownership rights or pursue legal remedies in countries where it invests.

Foreign Market and Trading Risk. The trading markets for many foreign securities are not as active as U.S. markets and may have less governmental regulation and oversight. Foreign markets also may have clearance and settlement procedures that make it difficult for the Fund to buy and sell securities. The procedures and rules governing foreign transactions and custody (holding of the Fund's assets) also may involve delays in payment, delivery or recovery of money or investments. These factors could result in a loss to the Fund by causing the Fund to be unable to dispose of an investment or to miss an attractive investment opportunity, or by causing Fund assets to be uninvested for some period of time.

Forward Currency Contracts Risk. Forward currency contracts and other currency management strategies may substantially change the Fund's exposure to currency exchange rates and could result in losses to the Fund if currencies do not perform as Cambria expects. The Fund may be required to buy or sell additional currency on the spot market (and bear the expense of such transaction) if Cambria's predictions regarding the movement of foreign currency prove inaccurate. In addition, the use of forward currency contracts subjects the Fund to counterparty risk and leveraging risk, as discussed in this Prospectus. Forward contracts require collateralization, and the commitment of a large portion of the Fund's assets as collateral could impede portfolio management.

Futures Contracts Risk. Futures contracts are a type of derivative investment. A derivative refers to any financial instrument whose value is derived, at least, in part, from the price of another security or a specified index, asset or rate. The use of derivatives presents risks different from, and possibly greater than, the risks associated with investing directly in traditional securities. Derivatives can be highly complex and their use within a management strategy can require specialized skills.

Futures contracts may experience dramatic price changes (losses) and imperfect correlations between the price of the contract and the foreign currency, which will increase the volatility of the Fund and may involve a small investment of cash (the amount of initial and variation margin) relative to the magnitude of the risk assumed (the potential increase or decrease in the price of the futures contract). There may not be a liquid secondary market for a futures contract. When the Fund purchases or sells a futures contract, it is subject to daily variation margin calls that could be substantial. If the Fund has insufficient cash to meet daily variation margin requirements, it might need to sell securities at a time when such sales are disadvantageous.

Geographic Investment Risk. To the extent that the Fund invests a significant portion of its assets in the securities of companies of a single country or region, it is more likely to be impacted by events or conditions affecting that country or region. For example, economic and political conditions and changes in tax, regulatory, or economic policy in a country could significantly affect the market in that country and in surrounding or related countries and have a negative impact on the Fund's performance.

Asia-Pacific Risk. Investments in securities of issuers in Asia-Pacific countries involve risks that are specific to the Asia-Pacific region, including certain legal, regulatory, political and economic risks. Certain Asia-Pacific countries have experienced expropriation and/or nationalization of assets, confiscatory taxation, political instability, armed conflict and social instability as a result of religious, ethnic, socio-economic and/or political unrest. Some economies in this region are dependent on a range of commodities, and are strongly affected by international commodity prices and particularly vulnerable to price changes for these products. The market for securities in this region may also be directly influenced by the flow of international capital, and by the economic and market conditions of neighboring countries. Many Asia-Pacific economies have experienced rapid growth and industrialization, and there is no assurance that this growth rate will be maintained. Some Asia-Pacific economies are highly dependent on trade and economic conditions in other countries can impact these economies.

Europe Risk. The Economic and Monetary Union of the European Union (the "E.U.") requires compliance with restrictions on inflation rates, deficits, interest rates, debt levels and fiscal and monetary controls, each of which may significantly affect every country in Europe. Decreasing imports or exports, changes in governmental or E.U. regulations on trade, changes in the exchange rate of the euro, the default or threat of default by an E.U. member country on its sovereign debt, and/or an economic recession in an E.U. member country may have a significant adverse effect on the economies of E.U. member countries

and their trading partners. The European financial markets have recently experienced volatility and adverse trends due to concerns about economic downturns in, or rising government debt levels in several European countries, including Greece, Italy, Portugal and Spain. These events have adversely affected the exchange rate of the euro and may continue to significantly affect every country in Europe, including countries that do not use the euro.

An investment in issuers located or operating in Eastern Europe may subject the Fund to legal, regulatory, political, currency, security and economic risks specific to Eastern Europe. Economies of certain Eastern European countries rely heavily on the export of commodities, including oil, gas, and certain metals. As a result, such economies may be impacted by international commodity prices and are particularly vulnerable to global demand for these products. Geopolitical events, acts of terrorism, and other instability in certain Eastern European countries may cause uncertainty in their financial markets and adversely affect the performance of the issuers to which the Fund has exposure. The securities markets in some Eastern European countries are substantially smaller and less developed, with less government supervision and regulation of stock exchanges, and may be less liquid and more volatile than securities markets in the United States or Western European countries.

Other risks related to investing in securities of issuers located or operating in Eastern Europe include: delays in transaction settlements, the risk of relying on foreign sub-custodians, the risk that ownership of the Fund's securities may become disputed, the absence of legal structures governing private and foreign investments and private property; the possibility of the loss of all or a substantial portion of the Fund's assets invested in issuers located or operating in Eastern Europe as a result of expropriation; and certain national policies which may restrict the Fund's investment opportunities, including, without limitation, restrictions on investing in issuers or industries deemed sensitive to relevant national interests.

In June 2016, the United Kingdom voted in a referendum to leave the E.U. As a result of the referendum, S&P downgraded the United Kingdom's credit rating from "AAA" to "AA" and the E.U.'s credit rating from "AA+" to "AA" in the days that followed the vote. Other credit ratings agencies have taken similar actions. Although the precise timeframe for "Brexit" is uncertain, it is currently expected that the United Kingdom will invoke article 50 of the Lisbon Treaty to withdraw from the EU by the end of March 2019, two years after the United Kingdom notified the European Council of the United Kingdom's intention to withdraw. It is unclear how withdrawal negotiations will be conducted and what the potential consequences may be. In addition, it is possible that measures could be taken to revote on the issue of Brexit, or that portions of the United Kingdom could seek to separate and remain a part of the E.U. As a result of the political divisions within the United Kingdom and between the United Kingdom and the E.U. that the referendum vote has highlighted and the uncertain consequences of a Brexit, the economies of the United Kingdom and Europe as well as the broader global economy could be significantly impacted, which may result in increased volatility and illiquidity, and potentially lower economic growth on markets in the United Kingdom, Europe and globally that could potentially have an adverse effect on the value of a Fund's investments.

Greece Risk. Recent geopolitical events in the European Union, and specifically in Greece, have destabilized Greece: on or about June 30, 2015, Greece failed to make a scheduled debt payment to its creditors, and the Greek government instituted a bank holiday and capital controls. During the bank holiday, the Athens Stock Exchange was closed and the Fund's ability to trade Greek securities was limited. The duration and outcome of the current situation cannot be predicted, and it is possible that Greece may exit the European Monetary Union, which would likely result in the redenomination and devaluation of the Greek currency and increase the potential for Greece to default on its other outstanding debts.

These events have adversely affected, and are expected to continue to adversely affect, the value and liquidity of the Fund's investments in Greek issuers and issuers in other European countries due to, among other things, their position as a creditor of Greece and the risk of financial contagion. These events may also lead to increased short-term market volatility and adverse long-term effects on global markets.

There is the possibility that Greece may exit the European Monetary Union, which would result in immediate devaluation of the Greek currency. If this were to occur, Greece would face significant risks related to the process of full currency redenomination as well as the resulting instability of Europe in general, which would have a severe adverse effect on the value of securities held by the Fund. If Greece opts to leave the European Monetary Union, the economic consequences could be severe for Greece and harmful to those around the world that hold Greek investments or are otherwise exposed to Greece's economy. The impact of these actions, especially if they occur in a disorderly fashion, is not clear but could be significant and far-reaching. Any partial or complete dissolution of the European Monetary Union, or any increased uncertainty as to its status, could have significant adverse effects on currency and financial markets, and on the values of the Fund's investments.

During the closure of any primary exchange on which the Fund's securities trade, current market quotations will be unavailable and the Fund will fair value such securities pursuant to the Trust's fair valuation procedures. Thus, if the Athens Stock Exchange closes, it is possible that, as a result, the market price of the Fund's shares may significantly deviate from the Fund's NAV.

In addition, the unavailability of current market quotations from the Athens Stock Exchange for the securities of Greek issuers in the Underlying Index and/or held by the Fund may affect: the calculation of the value of the Underlying Index and the calculation of the Fund's Intraday Indicative Value. As a result, the Fund's NAV may experience increased tracking error with respect to the Underlying Index.

These developments may lead to changes in the Underlying Index and the Index Provider may remove securities from the Underlying Index or implement caps on the securities of certain issuers that have been impacted by these developments. In such an event, it is expected that, to the extent possible, the Fund will rebalance its portfolio to bring it in line with the Underlying Index, as a result of any such changes, which may result in transaction costs and increased tracking error. However, capital controls may restrict the Fund's ability to sell Greek securities and reinvest the proceeds.

Russia Risk. A portion of the Fund's investments may be in Russian securities and instruments. As a result of recent events involving Ukraine and the Russian Federation, the United States, the European Union and other Western countries have imposed sanctions on certain Russian individuals and entities. The United States and other nations or international organizations may impose additional, broader economic sanctions or take other actions that may adversely affect Russian-related issuers in the future. These sanctions, any future sanctions or other actions, or even the threat of further sanctions or other actions, may negatively affect the value and liquidity of the Fund's investments. For example, the Fund may be prohibited from investing in securities issued by companies subject to such sanctions. In addition, the sanctions may require the Fund to freeze its existing investments in Russian companies, prohibiting the Fund from buying, selling or otherwise transacting in these investments. Russia may undertake countermeasures or retaliatory actions which may further impair the value and liquidity of the Fund's portfolio and potentially disrupt its operations.

For these or other reasons, the Fund may seek to suspend redemptions of Creation Units, including in the event that an emergency exists in which it is not reasonably practicable for the Fund to dispose of its securities or to determine its net asset value. The Fund could also, among other things, limit or suspend creations of Creation Units. During the period that creations or redemptions are affected, the Shares could trade at a significant premium or discount to their net asset value. In the case of a period during which creations are suspended, the Fund could experience substantial redemptions, which may cause the Fund to experience increased transaction costs and make greater taxable distributions to shareholders of the Fund. The Fund may also change its investment objective or principal investment strategies. The Fund may also have to liquidate all or a portion of its assets, which may be at unfavorable prices.

South America Risk. The economies and financial sectors of certain emerging markets countries are affected by the economies of South American countries, some of which have experienced high interest rates, economic volatility, inflation, currency devaluations, government defaults, high unemployment

rates, and expropriation and/or nationalization of assets. In addition, commodities (such as oil, gas and minerals) represent a significant percentage of the region's exports and many economies in this region are particularly sensitive to fluctuations in commodity prices. Adverse economic events in one country may have a significant adverse effect on other countries in this region and on the financial sectors of emerging markets countries.

Hedging Risk. Options used by the Fund to reduce volatility may not perform as intended. There can be no assurance that the Fund's option strategy will be effective. It may expose the Fund to losses, *e.g.*, option premiums, to which it would not have otherwise been exposed if it only invested in stocks. Further, the option strategy may not fully protect the Fund against declines in the value of its portfolio securities.

High Yield Securities Risk. Securities that are high yield, commonly referred to as "junk bonds," are regarded as inherently speculative with respect to the capacity to pay interest and repay principal. High yield securities are subject to a greater risk of default and investments in them are inherently speculative. High yield securities may be more susceptible to real or perceived adverse economic and competitive industry conditions than higher grade securities. The prices of high yield securities have been found to be less sensitive to interest rate changes than are more highly rated investments, but more sensitive to adverse economic downturns or individual corporate developments. Yields on high yield securities will fluctuate. If the issuer of high yield securities defaults, the Fund may incur additional expenses to seek recovery. The secondary markets in which high yield securities are traded may be less liquid than the market for higher grade securities. Less liquidity in the secondary trading markets could adversely affect the price at which the Fund could sell a particular high yield security when necessary to meet liquidity needs or in response to a specific economic event, such as a deterioration in the creditworthiness of the issuer. Adverse publicity and investor perceptions may decrease the values and liquidity of high yield securities.

International Closed-Market Trading Risk. Because the Fund's investments may be traded in markets that are closed when the Exchange is open, there are likely to be deviations between the current pricing of an underlying investment and stale investment pricing (*i.e.*, the last quote from its closed foreign market), resulting in premiums or discounts to NAV that may be greater than those experienced by other ETFs.

Investment Risk. As with all investments, an investment in the Fund is subject to investment risk. Investors in the Fund could lose money, including the possible loss of the entire principal amount of an investment, over short or long periods of time. An investment in the Fund is not a bank deposit and it is not insured or guaranteed by the Federal Deposit Insurance Corporation or any other government agency.

Large Capitalization Company Risk. Investments in large capitalization companies may go in and out of favor based on market and economic conditions and may underperform other market segments. Some large capitalization companies may be unable to respond quickly to new competitive challenges, such as changes in technology and consumer tastes, and may not be able to attain the high growth rate of successful smaller companies, especially during extended periods of economic expansion. As such, returns on investments in stocks of large capitalization companies could trail the returns on investments in stocks of small and mid-capitalization companies.

Leveraging Risk. The Fund's use of derivatives and other investment strategies may result in leverage. Leverage creates investment exposure to gains and losses in excess of the amounts invested by the Fund. The Fund will identify liquid assets on its books or otherwise cover transactions that may give rise to leverage to the extent required by applicable law. The Fund may have to liquidate assets to meet to satisfy obligations or coverage requirements that arise because of the use of leverage. Leverage could cause the Fund to be more volatile, resulting in larger gains or losses in response to changes in the values to which the Fund has leveraged exposure than if the Fund had made direct investments. Use of leverage involves special risks and is highly speculative. Leverage will magnify any losses, and such losses may be significant.

Liquidity Risk. Liquidity risk exists when a particular investment is difficult to purchase or sell. The Fund may invest in fixed income securities, derivatives, and other instruments that may be less liquid than other types of

investments. The securities and instruments in which the Fund invests may not always be liquid. This could have a negative effect on the Fund's ability to achieve its investment objective and may result in losses to Fund shareholders.

Derivatives. In certain circumstances, such as the disruption of the orderly markets for the securities in which the Fund invests, the Fund might not be able to acquire or dispose of certain holdings quickly or at prices that represent true market value in the judgment of the Adviser. Markets for the securities in which the Fund invests may be disrupted by a number of events, including but not limited to economic crises, natural disasters, new legislation, or regulatory changes inside or outside of the U.S. For example, regulation limiting the ability of certain financial institutions to invest in certain securities would likely reduce the liquidity of those securities. These situations may prevent the Fund from limiting losses or realizing gains.

Fixed Income Securities. A significant, rapid rise in interest rates may result in a period of volatility and increased redemptions if Fund securities become illiquid and are forced to sell the illiquid securities at disadvantageous times or prices.

Management Risk. The Fund is actively managed and uses proprietary investment strategies and processes. There can be no guarantee that the Adviser's judgments about the attractiveness, value and potential appreciation of particular investments and strategies for the Fund will be correct or produce the desired results and no guarantee that the Fund will achieve its investment objective or outperform other investment strategies over the short- or long-term market cycles. If the Adviser fails to accurately evaluate market risk or appropriately react to current and developing market conditions, the Fund's share price may be adversely affected. Securities selected by Cambria may not perform as expected. This could result in the Fund's underperformance compared to other funds with similar investment objectives.

Market Events Risk. Turbulence in the financial markets and reduced liquidity in equity, credit and fixed-income markets may negatively affect issuers worldwide, which could have an adverse effect on the Fund. Following the financial crisis that began in 2007, the Federal Reserve has attempted to stabilize the U.S. economy and support the U.S. economic recovery by keeping the federal funds rate at or near zero percent. When the Federal Reserve raises the federal funds rate, there is a risk that interest rates across the U.S. financial system will rise. These policy changes may expose markets to heightened volatility and may reduce liquidity for certain Fund investments, causing the value of the Fund's investments and share price to decline. To the extent the Fund experiences high redemptions because of these policy changes, the Fund may experience increased portfolio turnover, which will increase the costs that the Fund incurs and may lower the Fund's performance.

Momentum Investing Risk. The Fund employs a "momentum" style of investing that emphasizes investing in securities that have had higher recent price performance compared to other securities. This style of investing is subject to the risk that these securities may be more volatile than a broad cross-section of securities or that the returns on securities that have previously exhibited price momentum are less than returns on other styles of investing or the overall stock market. High momentum may also be a sign that the securities' prices have peaked. Momentum can turn quickly and cause significant variation from other types of investments. The Fund may experience significant losses if momentum stops, turns or otherwise behaves differently than predicted.

Non-Diversification Risk. The Fund is non-diversified. As a non-diversified fund, the Fund will be subject to more investment risk and potential for volatility than a diversified fund because its portfolio may include only a limited number of issuers. These factors can have a negative effect on the value of the Fund's Shares.

Operational Risk. The Fund and its service providers, including Cambria, the Fund's administrator, custodian, and transfer agent, may experience disruptions that arise from human error, processing and communications errors, counterparty or third-party errors, technology or systems failures. Any such disruptions may have an adverse impact on the Fund. Although the Fund and its service providers seek to reduce these operational risks through their internal controls and processes, it may not be possible to identify and develop policies and controls to address all such risks.

Options Risk. Options are subject to correlation risk because there may be an imperfect correlation between the prices of options and movements in the price of the underlying securities. Options may expire unexercised, causing the Fund to lose the premium paid for them. The success of the Fund's investment in options depends upon many factors, such as the price of the options which is a function of various factors that may change rapidly over time. If a counterparty defaults, the Fund's only recourse will be to pursue contractual remedies against the counterparty, and the Fund may be unsuccessful in its pursuit. The Fund thus assumes the risk that it may be delayed in or prevented from obtaining payments owed to it pursuant to an over-the-counter options transaction.

Passive Investment Risk. The Fund is managed with a passive investment strategy, attempting to track the performance of the Underlying Index. This differs from an actively managed fund, which typically seeks to outperform a benchmark index. As a result, the Fund may hold components of the Underlying Index regardless of the current or projected performance of a specific security or a particular industry or market sector. Maintaining investments in securities regardless of market conditions or the performance of individual securities could cause the Fund's return to be lower than if the Fund employed an active strategy. The Underlying Index reflects a limited number of securities, may not deliver positive returns, and may not perform as well as other types of investments.

Portfolio Turnover Risk. The Fund's investment strategy may from time to time result in higher portfolio turnover rates. This may increase the Fund's brokerage commission costs. The performance of the Fund could be negatively impacted by the increased brokerage commission costs incurred by the Fund. Rapid portfolio turnover may also result in a substantial amount of distributions from the Fund to be taxed as ordinary income, which may limit the tax efficiency of the Fund.

Precious Metals Risk. Prices of precious metal-related securities are often very volatile. The production and sale of precious metals, such as gold, by governments or central banks or other larger holders can be affected by various economic, financial, social and political factors, which may be unpredictable and may have a significant impact on the prices of precious metals. Other factors that may affect the prices of precious metals and securities related to them include changes in inflation, the outlook for inflation and changes in industrial and commercial demand for precious metals. The Fund may incur higher custody and transaction costs for precious metals than for securities.

Premium-Discount Risk. The Shares may trade above or below their NAV. The NAV of the Fund will generally fluctuate with changes in the market value of the Fund's holdings. The market prices of Shares, however, will generally fluctuate in accordance with changes in NAV as well as the relative supply of, and demand for, Shares on the Exchange. The trading price of Shares may deviate significantly from NAV during periods of market volatility. Cambria cannot predict whether Shares will trade below, at or above their NAV. Price differences may be due, in large part, to the fact that supply and demand forces at work in the secondary trading market for Shares will be closely related to, but not identical to, the same forces influencing the prices of the securities held by the Fund. However, given that Shares can be purchased and redeemed in large blocks of Shares, called Creation Units (unlike shares of closed-end funds, which frequently trade at appreciable discounts from, and sometimes at premiums to, their NAV), and the Fund's portfolio holdings are fully disclosed on a daily basis, Cambria believes that large discounts or premiums to the NAV of Shares should not be sustained, but that may not be the case.

Quantitative Security Selection Risk. Data for some issuers, particularly for emerging market issuers, may be less available and/or less current than data for issuers in other markets. Quantitative techniques used by Cambria to generate investment decisions for the Cambria Global Income and Currency Strategies ETF, Cambria Sovereign Bond ETF, Cambria Global Momentum ETF and Cambria Value and Momentum ETF and its processes and stock selection can be adversely affected if it relies on erroneous or outdated data. Similarly, the Underlying Index for each of the Index Funds may rely on quantitative techniques to determine eligibility for, and weighting of, component securities and its processes can be adversely affected if it relies on erroneous or outdated data. Securities selected using quantitative analysis can perform differently from the market as a whole as a result of the characteristics used in the analysis, the weight placed on each characteristic, and changes in the characteristic's historical trends. The factors used in such analyses may not be predictive of a security's value and its effectiveness can change over time. These changes may not be reflected in the quantitative model.

Real Estate Investments Risk. The Fund is subject to the risks related to investments in real estate, including declines in the real estate market, decreases in property revenues, increases in interest rates, increases in property taxes and operating expenses, legal and regulatory changes, a lack of credit or capital, defaults by borrowers or tenants, environmental problems and natural disasters.

REIT Risk. In addition to the risks associated with the real estate industry, REITs are subject to additional risks, including those related to adverse governmental actions and the potential failure to qualify for tax-free pass through of income and exemption from registration as an investment company. REITs are dependent upon specialized management skills and may invest in relatively few properties, a small geographic area or a small number of property types. As a result, investments in REITs may be volatile. REITs are pooled investment vehicles with their own fees and expenses and the Fund will indirectly bear a proportionate share of those fees and expenses.

Secondary Market Trading Risk. Investors buying or selling Shares in the secondary market will generally pay brokerage commissions or other charges imposed by brokers as determined by that broker. Brokerage commissions are often a fixed amount and may be a significant proportional cost for investors seeking to buy or sell relatively small amounts of Shares. In addition, secondary market investors will also incur the cost of the difference between the price that an investor is willing to pay for Shares (the “bid” price) and the price at which an investor is willing to sell Shares (the “ask” price). This difference in bid and ask prices is often referred to as the “spread” or “bid/ask spread.” The bid/ask spread varies over time for Shares based on trading volume and market liquidity, and is generally lower if the Fund’s Shares have more trading volume and market liquidity and higher if the Fund’s Shares have little trading volume and market liquidity. Further, increased market volatility may cause increased bid/ask spreads.

Although the Shares are listed on the Exchange, there can be no assurance that an active or liquid trading market for them will develop or be maintained. In addition, trading in Shares on the Exchange may be halted due to market conditions or for reasons that, in the view of the Exchange, make trading in Shares inadvisable. Further, trading in Shares on the Exchange is subject to trading halts caused by extraordinary market volatility pursuant to the Exchange “circuit breaker” rules. There can be no assurance that the requirements of the Exchange necessary to maintain the listing of the Fund will continue to be met or will remain unchanged.

Short Sale Risk. If a security is sold short and subsequently has to be bought back at a higher price, the Fund will realize a loss on the transaction. The amount of loss on a short sale is potentially unlimited because there is no limit on the price a shorted security might attain (as compared to a long position, where the maximum loss is the amount invested). The use of short sales may increase the Fund’s exposure to the market, and may increase losses and the volatility of returns.

Small and Medium Capitalization Company Risk. Investing in securities of small and medium capitalization companies involves greater risk than customarily is associated with investing in larger, more established companies. These companies’ securities may be more volatile and less liquid than those of more established companies. These securities may have returns that vary, sometimes significantly, from the overall securities market. Small and medium capitalization companies are sometimes more dependent on key personnel or limited product lines than larger, more diversified companies. Often, small and medium capitalization companies and the industries in which they focus are still evolving and, as a result, they may be more sensitive to changing market conditions.

Sovereign Debt Securities Risk. Investments in sovereign and quasi-sovereign debt obligations involve special risks not present in corporate debt obligations. The issuer of the sovereign debt or the governmental authorities that control the repayment of the debt may be unable or unwilling to repay principal or interest when due, and the Fund may have limited recourse in the event of a default. During periods of economic uncertainty, the market prices of sovereign debt, and the Fund’s net asset value, may be more volatile than prices of U.S. debt obligations. In the past, certain non-U.S. markets have encountered difficulties in servicing their debt obligations, withheld payments of principal and interest and declared moratoria on the payment of principal and interest on their sovereign debts. These risks increase for lower-rated and high yield debt securities, as discussed in this Prospectus.

Swaps Contract Risk. Each swap exposes the Fund to counterparty risk when a counterparty to a financial instrument entered into by the Fund may become bankrupt or otherwise fail to perform its obligations due to financial difficulties. As a result, the Fund may experience delays in or be prevented from obtaining payments owed to it pursuant to a swap contract.

Tax Risk. In order to qualify for treatment as a regulated investment company for federal income tax purposes, the Fund must among other requirements, derive at least 90% of its gross income for each taxable year from “qualifying income.” “Qualifying Income” for a regulated investment company currently includes gains from currencies, however, the U.S. Treasury Department has authority to issue regulations that would exclude such foreign currency gains from “qualifying income” if such gains are not directly related to the Fund’s business of investing in stock or securities and could limit the Fund’s ability to qualify as a regulated investment company. If in any year the Fund were to fail to qualify as a regulated investment company, it would be taxed in the same manner as an ordinary corporation subject to U.S. federal income tax on all its income at the fund level.

Tracking Error Risk. Tracking error is the difference between the Fund’s performance from that of the Underlying Index. This may occur due to an imperfect correlation between the Fund’s holdings and those comprising the Underlying Index, pricing differences, the Fund’s holding of cash, differences in the timing of dividend accruals, changes to the Underlying Index, or the need to meet regulatory requirements. If the Fund is small, it may experience greater tracking error to its Underlying Index or it could ultimately liquidate. This risk is heightened during times of increased market volatility or other unusual market conditions. If the Fund uses a representative sampling strategy to track the Underlying Index, such a strategy may produce greater tracking error than if the Fund employed a full replication strategy.

Underlying Vehicle Counterparty and Leverage Risk. The Fund may be exposed to additional risks due to the nature of the investment programs of the Underlying Vehicles. The Underlying Vehicles may engage in investment transactions or other contracts with third parties (*i.e.*, “counterparties”). They bear the risk that the counterparty to these contracts becomes bankrupt, defaults on its obligations or otherwise fails to honor its obligations and may experience significant delays in obtaining any recovery in a bankruptcy or other reorganization proceeding involving the counterparty. If a counterparty defaults on its payment obligations, the Underlying Vehicle, and therefore the Fund, will lose money and the value of an investment in Fund Shares may decrease. Derivatives used by the Underlying Vehicles may include leverage, allowing them to obtain the right to a return on stipulated capital that exceeds the amount paid or invested. Although Underlying Vehicles registered under the Investment Company Act of 1940 (the “Investment Company Act”) will segregate or earmark liquid assets to cover the market value of its obligations under certain derivatives, the amount will be limited to the current value of the obligations to the counterparty, and will not prevent losses greater than the value of those obligations, and Underlying Vehicles not so registered may not have such cover obligations. The use of derivatives could cause the Fund to be more volatile, resulting in larger gains or losses in response to changes in the values of the securities subject to the derivative than direct investments. Use of leverage involves special risks and is speculative and could magnify any losses, and such losses may be significant.

Value Investment Risk. Value investments are subject to the risk that their intrinsic value may never be realized by the market. This may result in the value stocks’ prices remaining undervalued for extended periods of time. The Fund’s performance also may be affected adversely if value stocks become unpopular with or lose favor among investors. Different investment styles tend to shift in and out of favor, depending on market conditions and investor sentiment. The Fund’s value style could cause it to underperform funds that use a growth or non-value approach to investing or have a broader investment style.

ADDITIONAL NON-PRINCIPAL RISK INFORMATION

Authorized Participants, Market Makers and Liquidity Providers Concentration Risk. Each Fund has a limited number of financial institutions that may act as Authorized Participants. To the extent they cannot or are otherwise unwilling to engage in creation and redemption transactions with the Fund and no other Authorized Participant steps in, shares of the Fund may trade like closed-end fund shares at a significant discount to net asset value and may face delisting from the Exchange. In addition, there may be a limited number of market makers

and/or liquidity providers in the marketplace. To the extent market makers and/or liquidity providers exit the business or significantly reduce their business activities and no other entities step forward to perform their functions, shares of the Fund may trade at a material discount to net asset value and face delisting.

Cash and Cash Equivalents Holdings Risk. Each Fund may invest in cash and cash equivalents for indefinite periods of time when Cambria determines the prevailing market environment warrants doing so. When a Fund holds cash positions, it may lose opportunities to participate in market appreciation, which may result in lower returns than if the Fund had remained fully invested in the market. This is particularly true when the market for other investments in which the Fund may invest is rapidly rising. Furthermore, cash and cash equivalents may generate minimal or no income and could negatively impact the Fund’s performance and ability to achieve its investment objective.

Clearing Broker Risk. The failure or bankruptcy of a Fund’s clearing broker could result in a substantial loss of Fund assets. Under current Commodity Futures Trading Commission (“CFTC”) regulations, a clearing broker maintains customers’ assets in a bulk segregated account. If a clearing broker fails to do so, or is unable to satisfy a substantial deficit in a customer account, its other customers may be subject to risk of loss of their funds in the event of that clearing broker’s bankruptcy. In that event, the clearing broker’s customers, such as the Funds, are entitled to recover, even in respect of property specifically traceable to them, only a proportional share of all property available for distribution to all of that clearing broker’s customers.

FUND MANAGEMENT

Investment Adviser. Cambria acts as each Fund’s investment adviser. Cambria is located at 2321 Rosecrans Avenue, Suite 3225, El Segundo, California 90245. Cambria is an investment adviser registered with the SEC under the Investment Advisers Act of 1940, as amended. Cambria was founded in 2006 and managed approximately \$901 million in assets as of August 14, 2017.

Cambria is responsible for overseeing the management and business affairs of the Funds, and has discretion to purchase and sell securities in accordance with the Funds’ objectives, policies, and restrictions. Cambria continuously reviews, supervises, and administers the Funds’ investment programs. Cambria has entered into an investment advisory agreement (the “Management Agreement”) with respect to the Funds. Pursuant to that Management Agreement, each Fund pays Cambria an annual advisory fee based on its average daily net assets for the services and facilities it provides payable at the annual rates set forth in the table below:

Fund	Advisory Fee
Cambria Global Income and Currency Strategies ETF	0.69%
Cambria Shareholder Yield ETF	0.59%
Cambria Foreign Shareholder Yield ETF	0.59%
Cambria Emerging Shareholder Yield ETF	0.59%
Cambria Sovereign Bond ETF.....	0.59%
Cambria Global Value ETF	0.59%
Cambria Global Momentum ETF.....	0.59%
Cambria Value and Momentum ETF	0.59%
Cambria Global Asset Allocation ETF.....	0.00%
Cambria Tail Risk ETF.....	0.59%

A discussion regarding the basis for the Board of Trustees’ approval of the Management Agreement with respect to each Fund, except the Cambria Global Income and Currency Strategies ETF, is available in the Funds’ annual report dated April 30, 2017. A discussion regarding the basis for the Board of Trustees’ approval of the Management Agreement with respect to the Cambria Global Income and Currency Strategies ETF will be available in the Fund’s first annual or semi-annual report to shareholders.

With respect to the Cambria Global Income and Currency Strategies ETF, Cambria Shareholder Yield ETF, Cambria Foreign Shareholder Yield ETF, Cambria Sovereign Bond ETF, Cambria Global Momentum ETF, Cambria Value and Momentum ETF, Cambria Global Asset Allocation ETF, and Cambria Tail Risk ETF, Cambria bears all of the costs of the Funds, except for the advisory fee, payments under each Fund's 12b-1 plan, brokerage expenses, acquired fund fees and expenses, taxes, interest (including borrowing costs and dividend expenses on securities sold short), litigation expense and other extraordinary expenses (including litigation to which the Trust or the Fund may be a party and indemnification of the Trustees and officers with respect thereto). With respect to the Cambria Emerging Shareholder Yield ETF and Cambria Global Value ETF, Cambria bears all of the costs of the Funds, except for the advisory fee, payments under each Fund's 12b-1 plan, brokerage expenses, custodial expenses, acquired fund fees and expenses, taxes, interest (including borrowing costs and dividend expenses on securities sold short), litigation expense and other extraordinary expenses (including litigation to which the Trust or the Fund may be a party and indemnification of the Trustees and officers with respect thereto). The Management Agreement provides that it may be terminated at any time, without the payment of any penalty, by the Board of Trustees or by a majority of the outstanding Shares of the Fund, on 60 days' written notice to Cambria, and by Cambria upon 60 days' written notice and that it shall be automatically terminated if it is assigned.

On January 24, 2018, Eric Richardson, a controlling owner of Cambria passed away, which resulted in a change in control of Cambria and the automatic termination of the Management Agreement. At a special telephonic meeting on February 7, 2018, the Board, including all of the Independent Trustees, approved interim advisory agreements between Cambria and the Trust, on behalf of each Fund, pursuant to Rule 15a-4(b)(1) of the Investment Company Act. The terms and compensation payable to Cambria under the interim advisory agreements are identical to those of the Management Agreement, except that each interim agreement terminates upon either shareholder approval of a new advisory agreement for the Fund or the 150th day following the interim agreement's effective date, whichever occurs first. A discussion regarding the basis for the Board's approval of the interim advisory agreements for each Fund will be available in the Fund's next annual or semi-annual report to shareholders.

PORTFOLIO MANAGERS

Mebane T. Faber is the portfolio manager and is primarily responsible for the day-to-day management of each of the Funds.

Mebane T. Faber, *Chief Executive and Investment Officer and Portfolio Manager of Cambria*

Mr. Faber has been co-founder and the Chief Investment Officer of Cambria since 2006, and has been portfolio manager of each Fund since its inception. Mr. Faber is the manager of Cambria's separate accounts and private investment funds for accredited investors. Mr. Faber is also the author of the Mebane Faber Research blog, author of *Shareholder Yield*, and the co-author of *The Ivy Portfolio: How to Invest Like the Top Endowments and Avoid Bear Markets*. Mr. Faber graduated from the University of Virginia with a double major in Engineering Science and Biology. He is a Chartered Alternative Investment Analyst (CAIA), and Chartered Market Technician (CMT).

The Funds' SAI provides additional information about the portfolio manager, including other accounts managed, ownership in the Funds, and compensation.

OTHER SERVICE PROVIDERS

SEI Investments Distribution Co. (the "Distributor"), 1 Freedom Valley Drive, Oaks, Pennsylvania 19456, serves as the distributor of Creation Units (defined below) for the Funds on an agency basis. The Distributor does not maintain a secondary market in Shares.

SEI Investments Global Funds Services, 1 Freedom Valley Drive, Oaks, Pennsylvania 19456, is the administrator and fund accountant for the Funds.

Brown Brothers Harriman & Co., 40 Water Street, Boston, Massachusetts 02109, is the transfer agent and custodian for the Funds.

Morgan, Lewis & Bockius LLP, 1111 Pennsylvania Avenue, NW, Washington, District of Columbia 20004, serves as legal counsel to the Funds.

Cohen & Company, Ltd., 1350 Euclid Avenue, Suite 800, Cleveland, Ohio 44115, serves as the Funds' independent registered public accounting firm. The independent registered public accounting firm is responsible for auditing the annual financial statements of the Funds.

INDEX PROVIDER AND DISCLAIMERS

Cambria Indices, LLC

Cambria Indices, LLC (the "Index Provider") is the index provider for each of the Index Funds. The Index Provider was formed as a Delaware limited liability company on September 23, 2013 and is in the business of developing and maintaining financial indexes, including the Underlying Indexes. The Index Provider is affiliated with Cambria because it is a wholly-owned subsidiary of Cambria. The Index Provider has entered into an index licensing agreement (the "Licensing Agreement") with Cambria to allow Cambria's use of the Underlying Indexes for the operation of the Index Funds. Cambria may pay licensing fees to the Index Provider from Cambria's management fees or other resources. Cambria has, in turn, entered into a sub-licensing agreement (the "Sub-Licensing Agreement") with the Trust to allow the Index Funds to utilize the relevant Underlying Indexes. The Funds do not pay fees to the Index Provider or to Cambria under the Sub-Licensing Agreement.

The Funds are not sponsored, endorsed, sold or promoted by the Index Provider. The Index Provider makes no representation or warranty, express or implied, to the shareholders of the Funds or any member of the public regarding the advisability of investing in securities generally or in the Funds particularly or the ability of the Underlying Indexes to track general stock market performance or a segment of the same. The Index Provider's publication of the Underlying Indexes in no way suggests or implies an opinion by the Index Provider as to the advisability of an investment in any or all of the securities upon which the Underlying Indexes are based. The Index Provider's only relationship to the Funds is the licensing of certain intellectual property of the Index Provider and of the Underlying Indexes, which are determined and composed by the Index Provider and calculated by a third party without regard to the Funds. The Index Provider is not responsible for and has not reviewed the Funds nor any associated literature or publications and it makes no representation or warranty express or implied as to their accuracy or completeness, or otherwise. The Index Provider reserves the right, at any time and without notice, to alter, amend, terminate or in any way change the Underlying Indexes. The Index Provider has no obligation or liability in connection with the administration, marketing or trading of the Funds.

CAMBRIA INDICES, LLC DOES NOT GUARANTEE THE ACCURACY AND/OR THE COMPLETENESS OF ANY OF THE UNDERLYING INDEXES OR ANY DATA INCLUDED THEREIN AND CAMBRIA INDICES, LLC SHALL HAVE NO LIABILITY FOR ANY ERRORS, OMISSIONS, OR INTERRUPTIONS THEREIN. CAMBRIA INDICES, LLC MAKES NO WARRANTY, EXPRESS OR IMPLIED, AS TO RESULTS TO BE OBTAINED BY A FUND, INVESTORS OR ANY OTHER PERSON OR ENTITY FROM THE USE OF THE UNDERLYING INDEXES OR ANY DATA INCLUDED THEREIN. CAMBRIA INDICES, LLC MAKES NO EXPRESS OR IMPLIED WARRANTIES, AND EXPRESSLY DISCLAIMS ALL WARRANTIES OF MERCHANTABILITY OR FITNESS FOR A PARTICULAR PURPOSE OR USE WITH RESPECT TO THE UNDERLYING INDEXES OR ANY DATA INCLUDED THEREIN. WITHOUT LIMITING ANY OF THE FOREGOING, IN NO EVENT SHALL CAMBRIA INDICES, LLC HAVE ANY LIABILITY FOR ANY SPECIAL, PUNITIVE, INDIRECT, OR CONSEQUENTIAL DAMAGES (INCLUDING LOST PROFITS), EVEN IF NOTIFIED OF THE POSSIBILITY OF SUCH DAMAGES.

The Exchange

Shares of the Funds are not sponsored, endorsed or promoted by the Exchange. The Exchange is not responsible for, nor has it participated, in the determination of the timing of, prices of, or quantities of Shares of a Fund to be issued, nor in the determination or calculation of the equation by which the Shares are redeemable. The Exchange has no obligation or liability to owners of the Shares of the Funds in connection with the administration, marketing or trading of the Shares of the Funds. Without limiting any of the foregoing, in no event shall the Exchange have any liability for any direct, indirect, special, punitive, consequential or any other damages (including lost profits) even if notified of the possibility of such damages.

The Index Funds. The Exchange makes no representation or warranty, express or implied, to the owners of the Shares of a Fund or any member of the public regarding the ability of a Fund to track the total return performance of its Underlying Index or the ability of an Underlying Index to track stock market performance. The Exchange is not responsible for, nor has it participated in, the determination of the compilation or the calculation of the Underlying Indexes. The Exchange does not guarantee the accuracy and/or the completeness of the Underlying Indexes or any data included therein. The Exchange makes no warranty, express or implied, as to results to be obtained by the Trust on behalf of a Fund as licensee, licensee's customers and counterparties, owners of the Shares of a Fund, or any other person or entity from the use of the Underlying Indexes or any data included therein in connection with the rights licensed as described herein or for any other use. The Exchange makes no express or implied warranties and hereby expressly disclaims all warranties of merchantability or fitness for a particular purpose with respect to the Underlying Indexes or any data included therein.

BUYING AND SELLING SHARES FUND SHARES

Shares will be issued or redeemed by each Fund at NAV per Share only in Creation Units of 50,000 Shares, which are likely to cost over \$1 million. Creation Units are issued and redeemed for cash and/or in-kind for securities.

Shares will trade on the secondary market, however, which is where most retail investors will buy and sell Shares. It is expected that only a limited number of institutional investors, called Authorized Participants or "APs," will purchase and redeem Shares directly from the Funds. APs may acquire Shares directly from the Funds, and APs may tender their Shares for redemption directly to the Funds, at NAV per Share only in large blocks, or "Creation Units." Purchases and redemptions directly with the Funds must follow the Funds' procedures, which are described in the SAI.

Shares of the Cambria Global Income and Currency Strategies ETF are not available for purchase as of the date of this Prospectus.

Except when aggregated in Creation Units, Shares are not redeemable with the Funds.

BUYING AND SELLING SHARES ON THE SECONDARY MARKET

Most investors will buy and sell Shares in secondary market transactions through brokers and, therefore, must have a brokerage account to buy and sell Shares. Shares can be bought or sold through your broker throughout the trading day like shares of any publicly traded issuer. When buying or selling Shares through a broker, you will incur customary brokerage commissions and charges, and you may pay some or all of the spread between the bid and the offered prices in the secondary market for Shares. The price at which you buy or sell Shares (*i.e.*, the market price) may be more or less than the NAV of the Shares. Unless imposed by your broker, there is no minimum dollar amount you must invest in a Fund and no minimum number of Shares you must buy.

Each Fund lists and trades its Shares on the Exchange and under the trading symbol as follows:

Fund	Exchange	Trading Symbol
Cambria Global Income and Currency Strategies ETF.....	NYSE ARCA, Inc.	FXFX
Cambria Shareholder Yield ETF.....	NYSE ARCA, Inc.	SYLD
Cambria Foreign Shareholder Yield ETF	CBOE BZX Exchange, Inc.	FYLD
Cambria Emerging Shareholder Yield ETF	CBOE BZX Exchange, Inc.	EYLD
Cambria Sovereign Bond ETF	CBOE BZX Exchange, Inc.	SOVB
Cambria Global Value ETF	NYSE ARCA, Inc.	GVAL
Cambria Global Momentum ETF	NYSE ARCA, Inc.	GMOM
Cambria Value and Momentum ETF	CBOE BZX Exchange, Inc.	VAMO
Cambria Global Asset Allocation ETF	CBOE BZX Exchange, Inc.	GAA
Cambria Tail Risk ETF	CBOE BZX Exchange, Inc.	TAIL

The Exchange is generally open Monday through Friday and is closed for weekends and the following holidays: New Year’s Day, Martin Luther King, Jr. Day, Presidents’ Day, Good Friday, Memorial Day, Independence Day, Labor Day, Thanksgiving Day, and Christmas Day.

For information about buying and selling Shares on the Exchange or in the secondary markets, please contact your broker or dealer.

Book Entry. Shares are held in book entry form, which means that no stock certificates are issued. The Depository Trust Company (“DTC”), or its nominee, will be the registered owner of all outstanding Shares of the Funds and is recognized as the owner of all Shares. Participants in DTC include securities brokers and dealers, banks, trust companies, clearing corporations and other institutions that directly or indirectly maintain a custodial relationship with DTC. As a beneficial owner of Shares, you are not entitled to receive physical delivery of stock certificates or to have Shares registered in your name, and you are not considered a registered owner of Shares. Therefore, to exercise any right as an owner of Shares, you must rely on the procedures of DTC and its participants. These procedures are the same as those that apply to any stocks that you hold in book entry or “street name” through your brokerage account. Your account information will be maintained by your broker, which will provide you with account statements, confirmations of your purchases and sales of Shares, and tax information. Your broker also will be responsible for distributing income dividends and capital gain distributions and for ensuring that you receive shareholder reports and other communications from the Funds.

Share Trading Prices. The trading prices of a Fund’s Shares may differ from the Fund’s daily net asset value, or “NAV,” and can be affected by market forces of supply and demand for the Fund’s Shares, the prices of the Fund’s portfolio securities, economic conditions and other factors.

The Exchange through the facilities of the Consolidated Tape Association or another market information provider intends to disseminate the approximate value of each Fund’s portfolio every fifteen seconds. This approximate value should not be viewed as a “real-time” update of the NAV of a Fund because the approximate value may not be calculated in the same manner as the NAV, which is computed once a day. The quotations for certain investments may not be updated during U.S. trading hours if such holdings do not trade in the U.S., except such quotations may be updated to reflect currency fluctuations. The Funds are not involved in, or responsible for, the calculation or dissemination of the approximate values and make no warranty as to the accuracy of these values.

Continuous Offering. The method by which Creation Units of Shares are created and traded may raise certain issues under applicable securities laws. Because new Creation Units of Shares are issued and sold by the Funds on an ongoing basis, a “distribution,” as such term is used in the Securities Act of 1933, as amended (the

“Securities Act”), may occur at any point. Broker-dealers and other persons are cautioned that some activities on their part may, depending on the circumstances, result in their being deemed participants in a distribution in a manner which could render them statutory underwriters and subject them to the prospectus delivery requirements and liability provisions of the Securities Act. For example, a broker-dealer firm or its client may be deemed a statutory underwriter if it takes Creation Units after placing an order with the Distributor, breaks them down into constituent Shares and sells the Shares directly to customers or if it chooses to couple the creation of a supply of new Shares with an active selling effort involving solicitation of secondary market demand for Shares. A determination of whether one is an underwriter for purposes of the Securities Act must take into account all the facts and circumstances pertaining to the activities of the broker-dealer or its client in the particular case, and the examples mentioned above should not be considered a complete description of all the activities that could lead to a characterization as an underwriter.

Broker-dealer firms should also note that dealers who are not “underwriters” but are effecting transactions in Shares, whether or not participating in the distribution of Shares, are generally required to deliver a prospectus. This is because the prospectus delivery exemption in Section 4(3) of the Securities Act is not available in respect of such transactions as a result of Section 24(d) of the Investment Company Act. As a result, broker-dealer firms should note that dealers who are not “underwriters” but are participating in a distribution (as contrasted with engaging in ordinary secondary market transactions) and thus dealing with the Shares that are part of an overallocation within the meaning of Section 4(3)(C) of the Securities Act, will be unable to take advantage of the prospectus delivery exemption provided by Section 4(3) of the Securities Act. For delivery of prospectuses to exchange members, the prospectus delivery mechanism of Rule 153 under the Securities Act is only available with respect to transactions on a national exchange.

ACTIVE INVESTORS AND MARKET TIMING

The Board of Trustees has evaluated the risks of market timing activities by the Funds’ shareholders. The Board noted that the Funds’ Shares can only be purchased and redeemed directly from a Fund in Creation Units by APs and that the vast majority of trading in the Funds’ Shares occurs on the secondary market. Because the secondary market trades do not directly involve the Funds, it is unlikely those trades would cause the harmful effects of market timing, including dilution, disruption of portfolio management, increases in the Funds’ trading costs and the realization of capital gains. With regard to the purchase or redemption of Creation Units directly with a Fund, to the extent effected in-kind (*i.e.*, for securities), the Board of Trustees noted that those trades do not cause the harmful effects (as previously noted) that may result from frequent cash trades. To the extent trades are effected in whole or in part in cash, the Board of Trustees noted that those trades could result in dilution to a Fund and increased transaction costs, which could negatively impact a Fund’s ability to achieve its investment objective. However, the Board of Trustees also noted that direct trading by APs is critical to ensuring that a Fund’s Shares trade at or close to NAV. The Funds may also employ fair valuation pricing, which may minimize potential dilution from market timing. In addition, the Funds impose transaction fees on purchases and redemptions of Fund Shares to cover the custodial and other costs incurred by a Fund in effecting trades. Given this structure, the Board of Trustees determined that it is not necessary to adopt policies and procedures to detect and deter market timing of the Funds’ Shares.

DISTRIBUTION AND SERVICE PLAN

Each Fund has adopted a distribution and service plan (the “Plan”) pursuant to Rule 12b-1 under the Investment Company Act. Under the Plan, a Fund is authorized to pay distribution fees to the Distributor and other firms that provide distribution and shareholder services (the “Service Providers”). If a Service Provider provides such services, a Fund may pay fees at an annual rate not to exceed 0.25% of average daily net assets, pursuant to Rule 12b-1 under the Investment Company Act.

No distribution or service fees are currently paid by any Fund and the Board of Trustees has not currently approved the commencement of any payments under the plan. In the event Rule 12b-1 fees are charged, over time they would increase the cost of an investment in a Fund because they would be paid on an ongoing basis.

NET ASSET VALUE

The net asset value, or “NAV,” of Shares is calculated each business day as of the close of regular trading on the New York Stock Exchange (“NYSE”), generally 4:00 p.m., Eastern time.

Each Fund calculates its NAV per Share by:

- Taking the current market value of its total assets,
- Subtracting any liabilities, and
- Dividing that amount by the total number of Shares owned by shareholders.

If you buy or sell Shares on the secondary market, you will pay or receive the market price, which may be higher or lower than NAV. Your transaction will be priced at NAV only if you purchase or redeem your Shares in Creation Units.

Because securities listed on foreign exchanges may trade on weekends or other days when a Fund does not price its Shares, the NAV of the Fund, to the extent it may hold foreign securities, may change on days when shareholders will not be able to purchase or sell Shares.

When calculating the NAV of a Fund’s Shares, expenses are accrued and applied daily and stocks held by the Fund are valued at their market value when reliable market quotations are readily available. Equity securities are valued primarily on the basis of market quotations reported on stock exchanges and other securities markets around the world. If an equity security is listed on a national exchange, the security is valued at the closing price or, if the closing price is not readily available, the mean of the closing bid and asked prices. Certain equity securities, debt securities and other assets are valued differently. For instance, fixed-income investments maturing in 60 days or less are valued primarily using the amortized cost method and those maturing in excess of 60 days are valued at the readily available market price, if available. Investments in non-exchange traded investment companies are valued at their NAVs. Forward foreign currency contracts and swap contracts are generally valued based on the marked-to-market value of the contract. Pricing services, approved and monitored pursuant to a policy approved by the Funds’ Board, provide market quotations based on both market prices and indicative bids.

If a market quotation is not readily available or is deemed not to reflect market value, a Fund will determine the price of the security held by the Fund based on a determination of the security’s fair value pursuant to policies and procedures approved by the Board. To the extent a Fund has holdings of tax-exempt, foreign or other securities that may trade infrequently, fair valuation may be used more frequently than for other funds.

Fair valuation may have the effect of reducing stale pricing arbitrage opportunities presented by the pricing of Fund Shares. However, when a Fund uses fair valuation to price securities, it may value those securities higher or lower than another fund would have priced the security. Also, the use of fair valuation may cause the Shares’ NAV performance to diverge from the Shares’ market price and from the performance of various benchmarks used to compare a Fund’s performance because benchmarks generally do not use fair valuation techniques. With respect to the Index Funds, fair value pricing could result in a difference between the prices used to calculate the Fund’s NAV and the prices used by its Underlying Index, which may adversely affect the Fund’s ability to track its Underlying Index. Because of the judgment involved in fair valuation decisions, there can be no assurance that the value ascribed to a particular security is accurate.

FUND WEBSITE AND DISCLOSURE OF PORTFOLIO HOLDINGS

The Trust maintains a website for the Funds at www.cambriafunds.com. Among other things, this website includes this Prospectus and the SAI, and includes the Funds’ holdings, the Funds’ last annual and semi-annual reports, pricing information about Shares trading on the Exchange, daily NAV calculations, updated performance information, and a historical comparison of the trading prices to NAV.

Each day a Fund is open for business, the Trust publicly disseminates the Fund's full portfolio holdings as of the close of the previous day through its website at www.cambriafunds.com. A description of the Trust's policies and procedures with respect to the disclosure of the Funds' portfolio holdings is available in the Funds' SAI.

Premium/Discount Information. Information about the premiums and discounts at which the Funds' Shares have traded is available at www.cambriafunds.com.

INVESTMENTS BY OTHER INVESTMENT COMPANIES

The Trust and the Funds are part of the Cambria family of funds and related for purposes of investor and investment services, as defined in Section 12(d)(1)(G) of the Investment Company Act.

For purposes of the Investment Company Act, Shares are issued by a registered investment company and purchases of such Shares by registered investment companies and companies relying on Section 3(c)(1) or 3(c)(7) of the Investment Company Act are subject to the restrictions set forth in Section 12(d)(1) of the Investment Company Act, except as permitted by an exemptive order of the SEC. The SEC has granted the Trust such an order to permit registered investment companies to invest in Shares of each Fund beyond the limits in Section 12(d)(1)(A), subject to certain terms and conditions, including that the registered investment company first enter into a written agreement with the Trust regarding the terms of the investment. Accordingly, registered investment companies that wish to rely on the order must first enter into such a written agreement with the Trust and should contact the Trust to do so. These funds cannot purchase or otherwise acquire Fund Shares if such fund, and any company or companies under such acquiring fund's control, immediately after such purchase or acquisition own in the aggregate (i) more than 3% of the total outstanding voting securities of the Fund, (ii) Fund Shares having an aggregate value in excess of 5% of the value of the acquiring fund's total assets, or (iii) Fund Shares and securities issued by all other investment companies (other than Treasury stock of such acquiring fund) that have an aggregate value in excess of 10% of the value of the acquiring fund's total assets. The relief from Section 12(d)(1) is not available for investments in the Cambria Global Momentum ETF and Cambria Global Asset Allocation ETF, since these Funds operate as "ETF of ETFs," and may not be available for investments in the Cambria Global Income and Currency Strategies ETF and Cambria Sovereign Bond ETF, both of which may invest significantly in other ETFs.

DIVIDENDS, OTHER DISTRIBUTIONS AND TAXES

FUND DISTRIBUTIONS

Each Fund generally pays out dividends from its net investment income, if any, to shareholders quarterly, and distributes its net capital gains, if any, to shareholders annually. Each Fund typically earns dividends from stocks in which it invests. These amounts, net of expenses, are passed along to Fund shareholders as "income dividends." Each Fund realizes capital gains or losses whenever it sells securities. Net long-term capital gains are distributed to shareholders as "capital gain dividends."

Brokers may make available to their customers who own Shares the DTC book-entry dividend reinvestment service. To determine whether the dividend reinvestment service is available and whether there is a commission or other charge for using this service, consult your broker. Brokers may require Fund shareholders to adhere to specific procedures and timetables. If this service is available and used, dividend distributions of both income and net realized gains will be automatically reinvested in additional whole Shares of the distributing Fund purchased in the secondary market. Without this service, investors would receive their distributions in cash.

TAXES

As with any investment, you should consider how your investment in Shares of a Fund will be taxed. The tax information in this Prospectus is provided only as general information. You should consult your own tax professional about the federal, state, and local tax consequences of an investment in Shares. This summary does not apply to shares held in an individual retirement account or other tax-qualified plans, which are generally not

subject to current tax. Transactions relating to shares held in such accounts may, however, be taxable at some time in the future.

Tax Status of the Funds. Each Fund intends to qualify for the special tax treatment afforded to regulated investment companies under the Internal Revenue Code of 1986, as amended (the “Internal Revenue Code”). If the Funds qualify for treatment as regulated investment companies, and meet certain minimum distribution requirements, then they are generally not subject to tax at the fund level on income and gains from investments that are timely distributed to shareholders.

Certain of a Fund’s investments may be subject to complex provisions of the Internal Revenue Code (including provisions relating to hedging transactions, straddles, integrated transactions, foreign currency contracts, forward foreign currency contracts, and notional principal contracts) that, among other things, may affect a Fund’s ability to qualify as a regulated investment company, affect the character of gains and losses realized by the Fund (e.g., may affect whether gains or losses are ordinary or capital), accelerate recognition of income to the Fund and defer losses and, in limited cases, subject the Fund to U.S. federal income tax on income from certain of its foreign securities. To the extent a Fund invests in an underlying fund that is taxable as a regulated investment company, the tax treatment of complex securities will also apply to the underlying funds that also invest in such complex securities and investments.

TAXES ON DISTRIBUTIONS

Each Fund intends to distribute each year substantially all of its net investment income and net capital gains income. Dividends and distributions are generally taxable to you whether you receive them in cash or in additional Shares. Income distributions by the Funds, including distributions of net short-term capital gains but excluding distributions of qualified dividend income, are generally taxable at ordinary income tax rates. Distributions by the Funds that qualify as “qualified dividend income” are generally taxable to non-corporate shareholders at tax rates of up to 20% (lower rates apply to individuals in lower tax brackets). In order for a distribution by a Fund to be treated as qualified dividend income, it must be attributable to dividends the Fund receives on stock of most domestic corporations and certain foreign corporations with respect to which the Fund satisfies certain holding period and other requirements and you must meet similar requirements with respect to the Fund’s Shares.

Distributions of a Fund’s net capital gain (which is net long-term capital gain in excess of net short-term capital loss) that are properly designated by the Fund as “capital gain dividends” will be taxable to you as long-term capital gains regardless of your holding period in a Fund’s Shares and regardless of whether paid in cash or reinvested in additional Shares. For non-corporate shareholders, long-term capital gains are generally taxable at tax rates of up to 20% (lower rates apply to individuals in lower tax brackets).

U.S. individuals with income exceeding \$200,000 (\$250,000 if married and filing jointly) are subject to a 3.8% Medicare contribution tax on all or a portion of their “net investment income,” which includes interest, dividends, and certain capital gains (including certain capital gain distributions and capital gains realized on the sale of Shares of the Funds). This 3.8% tax also applies to all or a portion of the undistributed net investment income of certain shareholders that are estates and trusts.

Corporate shareholders may be entitled to a dividends-received deduction for the portion of dividends they receive from the Funds that are attributable to dividends received by the Funds from U.S. corporations, subject to certain limitations.

Distributions in excess of a Fund’s earnings and profits first will reduce your adjusted tax basis in its Shares and, after the adjusted basis is reduced to zero, will constitute capital gain. Such capital gain will be long-term capital gain and thus, in the case of individuals, will be taxed at a maximum rate of 20% (or less in some cases, as noted above), if the distributions are attributable to Shares held by you for more than twelve months and as short-term capital gain or loss if they have been held for twelve months or less.

Under a dividend reinvestment service, you may have the option to have all cash distributions automatically reinvested in additional Fund Shares. Any distributions reinvested under such a service will nevertheless be

taxable to you. You will have an adjusted basis in the additional Shares purchased through such a reinvestment service equal to the amount of the reinvested distribution plus the amount of any fees charged for the transaction. The additional Shares will have a holding period commencing on the day following the day on which they are credited to your account.

A distribution will reduce a Fund's NAV per Share and may be taxable to you as ordinary income or capital gain even though, from an investment standpoint, the distribution may constitute a return of capital. In general, distributions are subject to federal income tax for the year when they are paid. However, certain distributions declared to shareholders of record in October, November or December and actually paid in January of the following year may be treated as paid on December 31 of the calendar year in which declared.

A Fund (or your broker) will inform you of the amount of your ordinary income dividends, qualified dividend income, and net capital gain distributions shortly after the close of each calendar year.

You may be subject to federal back-up withholding tax, if you have not provided a Fund (or financial intermediaries, such as brokers, through which you own Shares) with a taxpayer identification number (for an individual, a social security number) and made other required certifications. You may also be subject to state and local taxes on distributions, sales and redemptions.

TAXES WHEN SHARES ARE SOLD

Generally, you will recognize taxable gain or loss if you sell or otherwise dispose of your Shares. Any gain arising from such a disposition generally will be treated as long-term capital gain if you held the Shares for more than twelve months or if held for twelve months or less will be classified as short-term capital gain. However, any capital loss arising from the disposition of Shares held for six months or less will be treated as long-term capital loss to the extent of the amount of long-term capital gain dividends received with respect to such Shares. For tax purposes, an exchange of Shares for shares of a different fund is the same as a sale. In addition, all or a portion of any loss recognized upon a disposition of Shares may be disallowed under "wash sale" rules if other Shares of the same Fund are purchased (whether through reinvestment of distributions or otherwise) within 30 days before or after the disposition. If disallowed, the loss will be reflected in an adjustment to the basis of the Shares acquired.

TAXES ON PURCHASE AND REDEMPTION OF CREATION UNITS

An Authorized Participant that exchanges equity securities for one or more Creation Units generally will recognize a gain or a loss on the exchange. The gain or loss will be equal to the difference between the market value of the Creation Unit(s) at the time and the exchanger's aggregate basis in the securities surrendered plus (or minus) the Cash Component paid (or received). A person who redeems one or more Creation Units for equity securities will generally recognize a gain or loss equal to the difference between the exchanger's basis in the Creation Unit(s) and the aggregate market value of the securities received plus (or minus) the Cash Component received (or paid). The Internal Revenue Service, however, may assert that a loss realized upon an exchange of securities for Creation Unit(s) cannot be deducted currently under the rules governing "wash sales" (for a person who does not mark-to-market their holdings), or on the basis that there has been no significant change in economic position. Persons exchanging securities should consult their own tax advisor with respect to whether wash sale rules apply and when a loss might be deductible.

Any capital gain or loss realized upon a redemption of one or more Creation Units is generally treated as long-term capital gain or loss if the Creation Unit(s) have been held for more than one year and as short-term capital gain or loss if they have been held for one year or less.

Each Fund may include cash when paying the redemption price for Creation Units in addition to, or in place of, the delivery of a basket of securities. A Fund may be required to sell portfolio securities in order to obtain the cash needed to distribute redemption proceeds. This may cause the Fund to recognize investment income and/or capital gains or losses that it might not have recognized if it had completely satisfied the redemption in-kind. As a result, such Fund may be less tax efficient if it includes such a cash payment than if the in-kind redemption process was used.

If you purchase or redeem Creation Units, you will be sent a confirmation statement showing how many Shares you purchased or sold and at what price.

To the extent a Fund invests in foreign securities, it may be subject to foreign withholding taxes with respect to dividends or interest the Fund received from sources in foreign countries. If more than 50% of the total assets of a Fund consist of foreign securities, such Fund will be eligible to elect to treat some of those taxes as a distribution to shareholders, which would allow shareholders to offset some of their U.S. federal income tax. Each Fund (or its administrative agent) will notify you if it makes such an election and provide you with the information necessary to reflect foreign taxes paid on your income tax return.

NON-U.S. INVESTORS

If you are a nonresident alien individual or a foreign corporation, trust or estate, (i) a Funds' ordinary income dividends will generally be subject to a 30% U.S. withholding tax, unless a lower treaty rate applies but (ii) gains from the sale or other disposition of shares of a Fund generally are not subject to U.S. taxation, unless you are a nonresident alien individual who is physically present in the U.S. for 183 days or more per year. The Funds may, under certain circumstances, report all or a portion of a dividend as an "interest-related dividend" or a "short-term capital gain dividend," which would generally be exempt from this 30% U.S. withholding tax, provided certain other requirements are met. Different tax consequences may result if you are a foreign shareholder engaged in a trade or business within the United States or if you are a foreign shareholder entitled to claim the benefits of a tax treaty.

The foregoing is only a summary of certain federal income tax considerations under current law, which is subject to change in the future. Shareholders such as non-resident aliens, foreign trusts or estates, or foreign corporations or partnerships may be subject to different U.S. federal income tax treatment.

You should consult your tax adviser for further information regarding federal, state, local and/or foreign tax consequences relevant to your specific situation. More information about taxes is in the Funds' SAI.

HOUSEHOLDING POLICY

It is the policy of the Funds to mail only one copy of the prospectus, annual report, semi-annual report and proxy statements to all shareholders who share the same mailing address and share the same last name and have invested in the Fund(s) covered by the same document. You are deemed to consent to this policy unless you specifically revoke this policy and request that separate copies of such documents be mailed to you. In such case, you will begin to receive your own copies within 30 days after our receipt of the revocation. You may request that separate copies of these disclosure documents be mailed to you by writing to us at: 2321 Rosecrans Avenue, Suite 3225, El Segundo, California 90245 or calling us at: 855-ETF-INFO (383-4636) (toll free).

FINANCIAL HIGHLIGHTS

The tables that follow present the financial highlights for each Fund, except for the Cambria Global Income and Currency Strategies ETF, which has not commenced operations. The tables are intended to help you understand each Fund's financial performance. Certain information reflects financial results for a single Fund share. The total returns in the table represent the rate that an investor would have earned or lost, on an investment in a Fund (assuming reinvestment of all dividends and distributions). The information has been derived from the Funds' financial statements which have been audited by Cohen & Company, Ltd., the Funds' independent registered public accounting firm, whose report, along with the Funds' financial statements, is included in the Funds' Annual Report for the fiscal year ended April 30, 2017, which is available upon request. The Funds' Financial Statements for the fiscal year ended April 30, 2015, and for the fiscal period May 13, 2013 through April 30, 2014 were audited by another independent registered public accounting firm.

Cambria Investment Management

Financial Highlights

Selected Per Share Data & Ratios For a Share Outstanding Throughout the Period

	Net Asset Value, Beginning of Period	Net Investment Income*	Net Realized and Unrealized Gain (Loss) on Investments	Total from Operations	Distributions from Investment Income	Distributions from Net Capital Gains	Return of Capital	Total Distributions	Net Asset Value, End of Period	Total Return ⁽¹⁾	Net Assets End of Period (000)	Ratio of Expenses to Average Net Assets ⁽²⁾	Ratio of Net Investment Income to Average Net Assets	Portfolio Turnover ⁽¹⁾⁽³⁾
Cambria Shareholder Yield ETF														
2017	\$ 28.62	\$ 0.50	\$ 5.35	\$ 5.85	\$ (0.50)	\$ —	\$ —	\$ (0.50)	\$ 33.97	20.62%	\$ 125,682	0.59%	1.63%	50%
2016	\$ 31.54	\$ 0.64	\$ (1.45)	\$ (0.81)	\$ (0.69)	\$ (1.39)	\$ (0.03)	\$ (2.11)	\$ 28.62	(2.59)%	\$ 137,397	0.59%	2.10%	43%
2015	\$ 29.95	\$ 0.65	\$ 2.29	\$ 2.94	\$ (0.55)	\$ (0.80)	\$ —	\$ (1.35)	\$ 31.54	9.92%	\$ 227,096	0.59%	2.09%	41%
2014 ⁽⁴⁾	\$ 25.00	\$ 0.45	\$ 4.98	\$ 5.43	\$ (0.36)	\$ (0.12)	\$ —	\$ (0.48)	\$ 29.95	21.81%	\$ 205,156	0.59% ⁽⁵⁾	1.67% ⁽⁵⁾	89%
Cambria Foreign Shareholder Yield ETF														
2017	\$ 21.20	\$ 0.81	\$ 1.59	\$ 2.40	\$ (0.57)	\$ —	\$ —	\$ (0.57)	\$ 23.03	11.93%	\$ 42,605	0.59%	3.80%	43%
2016	\$ 23.80	\$ 0.81	\$ (2.61)	\$ (1.80)	\$ (0.68)	\$ —	\$ (0.12)	\$ (0.80)	\$ 21.20	(7.67)%	\$ 26,495	0.59%	3.83%	53%
2015	\$ 26.63	\$ 0.93	\$ (2.70)	\$ (1.77)	\$ (0.77)	\$ (0.29)	\$ —	\$ (1.06)	\$ 23.80	(6.67)%	\$ 60,694	0.59%	3.76%	48%
2014 ⁽⁶⁾	\$ 25.00	\$ 0.41	\$ 1.33	\$ 1.74	\$ (0.11)	\$ —	\$ —	\$ (0.11)	\$ 26.63	6.96%	\$ 66,572	0.59% ⁽⁵⁾	3.91% ⁽⁵⁾	15%
Cambria Global Value ETF														
2017	\$ 19.29	\$ 0.50	\$ 3.38	\$ 3.88	\$ (0.51)	\$ —	\$ —	\$ (0.51)	\$ 22.66	20.85%	\$ 112,190	0.68%	2.48%	16%
2016	\$ 21.78	\$ 0.45	\$ (2.57)	\$ (2.12)	\$ (0.37)	\$ —	\$ —	\$ (0.37)	\$ 19.29	(9.76)%	\$ 69,436	0.69%	2.36%	15%
2015	\$ 25.73	\$ 0.68	\$ (4.10)	\$ (3.42)	\$ (0.52)	\$ (0.01)	\$ —	\$ (0.53)	\$ 21.78	(13.29)%	\$ 80,580	0.69%	3.10%	25%
2014 ⁽⁷⁾	\$ 25.00	\$ 0.14	\$ 0.59	\$ 0.73	\$ —	\$ —	\$ —	\$ —	\$ 25.73	2.92%	\$ 23,160	0.69% ⁽⁵⁾	4.11% ⁽⁵⁾	—%
Cambria Global Momentum ETF														
2017	\$ 22.78	\$ 0.42	\$ 1.95	\$ 2.37	\$ (0.40)	\$ —	\$ (0.03)	\$ (0.43)	\$ 24.72	10.52%	\$ 59,328	0.59%	1.77%	106%
2016	\$ 25.35	\$ 0.34	\$ (2.51)	\$ (2.17)	\$ (0.38)	\$ —	\$ (0.02)	\$ (0.40)	\$ 22.78	(8.61)%	\$ 21,639	0.59%	1.43%	316%
2015 ⁽⁸⁾	\$ 25.00	\$ 0.30	\$ 0.39	\$ 0.69	\$ (0.34)	\$ —	\$ —	\$ (0.34)	\$ 25.35	2.76%	\$ 40,562	0.59% ⁽⁵⁾	2.40% ⁽⁵⁾	16%

* Per share data calculated using average shares method.

(1) Returns and portfolio turnover rates are for the period indicated and have not been annualized. Returns do not reflect the deduction of taxes the shareholder would pay on fund distributions or redemption of Fund shares.

(2) Expense ratios do not include expenses of the underlying funds.

(3) Portfolio turnover rate does not include securities received or delivered from processing creations or redemptions.

(4) Inception date May 13, 2013.

(5) Annualized.

(6) Inception date December 2, 2013.

(7) Inception date March 11, 2014.

(8) Inception date November 3, 2014.

Cambria Investment Management

Financial Highlights

Selected Per Share Data & Ratios For a Share Outstanding Throughout the Period

	Net Asset Value, Beginning of Period	Net Investment Income*	Net Realized and Unrealized Gain (Loss) on Investments	Total from Operations	Distributions from Investment Income	Distributions from Net Realized Capital Gains	Total Distributions	Net Asset Value, End of Period	Total Return ⁽¹⁾	Net Assets End of Period (000)	Ratio of Expenses to Average Net Assets ⁽²⁾	Ratio of Net Investment Income to Average Net Assets	Portfolio Turnover ⁽¹⁾⁽³⁾
Cambria Global Asset Allocation ETF													
2017	\$ 24.15	\$ 0.65	\$ 1.51	\$ 2.16	\$ (0.67)	\$ —	\$ (0.67)	\$ 25.64	9.08%	\$ 37,182	—%	2.60%	9%
2016	\$ 25.43	\$ 0.58	\$ (1.26)	\$ (0.68)	\$ (0.60)	\$ —	\$ (0.60)	\$ 24.15	(2.58)%	\$ 24,152	—%	2.44%	8%
2015 ⁽⁴⁾	\$ 25.00	\$ 0.18	\$ 0.46	\$ 0.64	\$ (0.21)	\$ —	\$ (0.21)	\$ 25.43	2.58%	\$ 31,786	—% ⁽⁵⁾	1.81% ⁽⁵⁾	4%
Cambria Value and Momentum ETF													
2017	\$ 22.69	\$ 0.12	\$ 1.01	\$ 1.13	\$ (0.13)	\$ —	\$ (0.13)	\$ 23.69	4.98%	\$ 8,291	0.66% ⁽⁶⁾	0.50% ⁽⁶⁾	76%
2016 ⁽⁷⁾	\$ 25.00	\$ 0.08	\$ (2.32)	\$ (2.24)	\$ (0.07)	\$ —	\$ (0.07)	\$ 22.69	(8.96)%	\$ 4,537	0.66% ⁽⁵⁾⁽⁶⁾	0.55% ⁽⁵⁾	48%
Cambria Sovereign Bond ETF (formerly, the Cambria Sovereign High Yield Bond ETF)													
2017	\$ 26.99	\$ 1.04	\$ 0.14	\$ 1.18	\$ (0.93)	\$ (0.04)	\$ (0.97)	\$ 27.20	4.51%	\$ 9,521	0.59%	3.88%	86%
2016 ⁽⁸⁾	\$ 25.00	\$ 0.19	\$ 1.80	\$ 1.99	\$ —	\$ —	\$ —	\$ 26.99	7.96%	\$ 4,049	0.59% ⁽⁵⁾	3.82% ⁽⁵⁾	—%
Cambria Emerging Shareholder Yield ETF													
2017 ⁽⁹⁾	\$ 25.00	\$ 0.43	\$ 4.18	\$ 4.61	\$ (0.21)	\$ —	\$ (0.21)	\$ 29.40	18.57%	\$ 11,759	0.69% ⁽⁵⁾	2.00% ⁽⁵⁾	33%
Cambria Tail Risk ETF													
2017 ⁽¹⁰⁾	\$ 25.00	\$ 0.02	\$ (0.28)	\$ (0.26)	\$ —	\$ —	\$ —	\$ 24.74	(1.04)%	\$ 2,474	0.59% ⁽⁵⁾	1.38% ⁽⁵⁾	—%

* Per share data calculated using average shares method.

(1) Returns and portfolio turnover rates are for the period indicated and have not been annualized. Returns do not reflect the deduction of taxes the shareholder would pay on fund distributions or redemption of Fund shares.

(2) Expense ratios do not include expenses of the underlying funds.

(3) Portfolio turnover rate does not include securities received or delivered from processing creations or redemptions.

(4) Inception date December 9, 2014.

(5) Annualized.

(6) Includes broker expense of 0.07%.

(7) Inception date September 8, 2015.

(8) Inception date February 22, 2016.

(9) Inception date July 13, 2016.

(10) Inception date April 5, 2017.

If you would like more information about the Funds and the Trust, the following documents are available free, upon request:

ANNUAL/SEMI-ANNUAL REPORTS TO SHAREHOLDERS

Additional information about the Funds is available in their annual and semi-annual reports to shareholders. The annual report explains the market conditions and investment strategies affecting each Fund's performance during the last fiscal year.

STATEMENT OF ADDITIONAL INFORMATION

An SAI dated September 1, 2017, which contains more details about the Funds, is incorporated by reference in its entirety into this Prospectus, which means that it is legally part of this Prospectus.

To receive a free copy of the latest annual or semi-annual report, when available, or the SAI, or to request additional information about the Funds, please contact us as follows:

Call: 855-ETF-INFO (383-4636) (toll free)
Write: 2321 Rosecrans Avenue, Suite 3225
El Segundo, CA 90245

Visit: www.cambriafunds.com

INFORMATION PROVIDED BY THE SECURITIES AND EXCHANGE COMMISSION

Information about the Funds, including their reports and the SAI, has been filed with the SEC. It can be reviewed and copied at the SEC's Public Reference Room in Washington, DC or on the EDGAR database on the SEC's internet site (<http://www.sec.gov>). Information on the operation of the SEC's Public Reference Room may be obtained by calling the SEC at 202.551.8090. You can also request copies of these materials, upon payment of a duplicating fee, by electronic request at the SEC's e-mail address (publicinfo@sec.gov) or by writing the Public Reference section of the SEC, 100 F Street NE, Room 1580, Washington, DC 20549.

Investment Company Act File No. 811-22704.